


Café™ 1.7 Cu. Ft. Convection Over-the-Range Microwave Oven

CVM517P4MW2 / CVM517P3MD1 / CVM517P2MS1

CAFÉ



ALSO
AVAILABLE IN



CEB515P2NSS
Stainless Steel



CVM517P3MD1
Matte Black with
Brushed Stainless
handle

FEATURES & BENEFITS

Create a streamlined cooking experience - Simplify your cooking steps by using Chef Connect to automatically activate vents and surface lights when a range element is turned on, as well as sync your microwave and range clocks

A simple and smart addition to your culinary repertoire - Fresh vegetables and rice are perfectly prepared with a steam cook button that simplifies the entire process

Say goodbye to guesswork - Enjoy consistently delicious results with sensor cooking controls that automatically adjust the time and power

Delicious results in no time at all - Enjoy oven-quality results in mere minutes with a fast cook setting that combines convection and microwave cooking technology

A microwave that's as versatile as you are - Achieve crisp, golden brown results with a convection cooking setting and a special rack that allows air to circulate around foods for even heat distribution

Brighten up the room - Illuminate the entire cooking surface with crisp, clear LED cooktop lighting that can also save on energy costs

Sparkling clean with just a wipe - Focus on the food and forget the mess knowing that the easy-clean enamel interior with steam clean lets you swiftly wipe away spills and splatters

Like a breath of fresh air - Keep your kitchen ready for guests with a three-speed, 300-CFM venting system that removes smoke, grease, odors and moisture

A subtle reminder for filter replacement - Keep your kitchen smelling fresh and clean with an upfront charcoal filter with indicator light that lets you know when the filter needs to be replaced

Cook more at once - Prepare plenty of food with full-width removable oven rack that allow for multi-level cooking at the same time Cook your way with just one touch of a button - Enjoy the convenience of one-touch cooking with My Cycle, a custom cycle that remembers the exact time and temperature settings of your favorite foods

APPEARANCE

Smooth Steel Door	Yes, with Hidden Hinge
Installation	Easy Mount
Oven Door Features	Oven Window

FEATURES

Control Type	Touchpads; Dial
Display On/Off	Yes
Electronic Digital Display with Clock	Yes (LED)
Cooking Modes	Microwave; Convection Bake; Fast Cook
Cooking Technology	Convection
Style	Over-The-Range
Cooktop Lighting	LED; Bright/Night/Off
Exhaust Fan	4-Speed; 300-CFM
Interior Oven Light	Halogen
Multi-Language Capability	English/Spanish
Power Levels	10
Rack Type	2 Wire Oven Racks; 2 Fixed Positions
Turntable	Glass
Turntable On / Off	Yes
Turntable Size	13.5 in
Convection Cooking Controls	Bake; Roast; Fast Cook
Microwave Sensor Cooking Controls	Popcorn; Reheat; Cook (5 Foods); Beverage; Steam Cook; Defrost: Weight/Time
Control Features	Start/Pause; Clear/Off; Power; Add 30 Seconds; Cook Time; Steam Clean; Chef Connect; Timer On/Off; Turntable On/Off; Mute On/Off; Settings; Vent Fan; Surface Light; My Cycle
Microwave Oven Interior	Enamel Black
Microwave Watts (IEC-705)	950W

CAPACITY

Total Capacity (cubic feet)	1.7 cu ft
Vent CFM	300
Exhaust Capacity	300 ft3/min

ECONOMICAL/QUIET

Venting Type	Externally Vented
--------------	-------------------

TECHNICAL DETAILS

Electrical Input - 120V Watts	1750
Input Volts/Hertz	120/60

ACCESSORIES

Optional Side Filler Panel Kit	JX36DDS
Recirculating Charcoal Filter Kit	JX81H

WEIGHTS & DIMENSIONS

Approximate Shipping Weight	95 lb
Cabinet Width	30 in
Cavity (W x H x D)	21-5/9 x 9-6/15 x 14-1/4
Net Weight	85 lb
Overall Depth	15-1/2 in
Overall Height	16-1/2 in
Overall Width	29-7/8 in

WARRANTY

Parts warranty	Limited 1-year entire appliance
Labor warranty	Limited 1-Year Magnetron
Warranty notes	Limited 1-year entire appliance
	See written warranty for full details

Café™ 1.7 Cu. Ft. Convection Over-the-Range Microwave Oven



CVM517P4MW2 / CVM517P3MD1 / CVM517P2MS1

DIMENSIONS AND INSTALLATION INFORMATION (IN INCHES)

Note: Requires 120V grounded outlet. Electrical receptacle must be located in cabinet above microwave oven. No additional wiring, venting or cabinet rebuilding necessary in many cases. Complete detailed, easy-to-follow installation instructions and convenient full-size templates are packed with the microwave oven.

Important Information: When installing the microwave oven over a range, allow minimum of 2" from bottom of microwave oven to top of range backguard to allow for removal of light covers.

Ventilation Options: The microwave ovens are designed for adaptation to the following three types of ventilation:
-Outside exhaust (vertical – as shown)
-Outside exhaust (horizontal)
-Recirculating (non-vented ductless – see Filter Kit drawing)

Installation Information: This information is not intended to be used for installing unit described. Before installing, consult installation instructions packed with product/kit for current dimensional data.

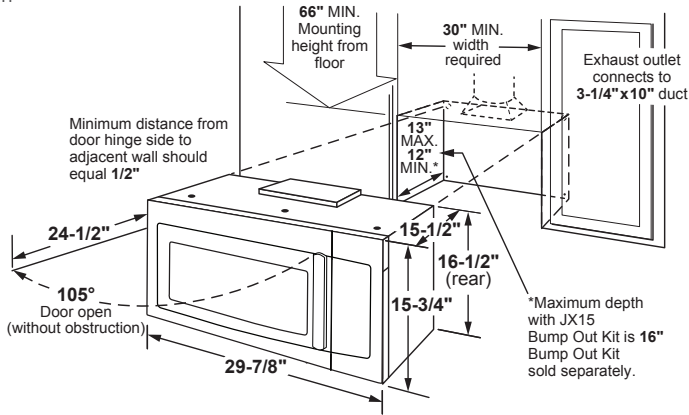
Hood Exhaust Duct: Outside ventilation requires a HOOD EXHAUST DUCT. Read the following carefully.

Exhaust Connection: The hood exhaust has been designed to mate with a standard 3-1/4" x 10" rectangular duct. If a round duct is required, a rectangular-to-round transition adaptor must be used. Do not use less than a 6" diameter duct.

Rear Exhaust: If a rear or horizontal exhaust is to be used, care should be taken to align exhaust with space between studs, or wall should be prepared at the time it is constructed by leaving enough space between the wall studs to accommodate exhaust.

Maximum Duct Length: For satisfactory air movement, the total duct length of 3-1/4" x 10" rectangular or 6" diameter round duct should not exceed 140 equivalent feet.

Elbows, Transitions, Wall and Roof Caps, etc., present additional resistance to airflow and are equivalent to a section of straight duct which is longer than their actual physical size. When calculating the total duct length, add the equivalent length of all transitions and adaptors plus the lengths of all straight duct sections. The chart below shows the approximate feet of equivalent length of some typical ducts.



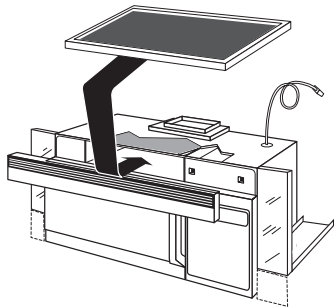
DUCT	EQUIVALENT FEET
A. Rectangular-To-round Transition Adaptor	5 ft.
B. Wall Cap	40 ft.
C. 90° Elbow	10 ft.
D. 45° Elbow	5 ft.
E. 90° Elbow	25 ft.
F. 45° Elbow	5 ft.
G. Roof Cap	24 ft.

OPTIONAL ACCESSORIES (AVAILABLE AT ADDITIONAL COST)

Filler Panel Kits JX36DSS/DDS

When replacing a 36" range hood, this kit fills in the additional width to provide a custom built-in appearance. For installation between cabinets only; not for end-of-cabinet installation. Each kit contains two 3"-wide filler panels.

Filter Kit JX81H–Recirculating Charcoal Filter Kit To be used when the microwave oven cannot be vented to the outside.



ADDITIONAL ACCESSORIES



CXOTRHKPMBZ
Brushed Bronze
1 handle
(Standard on Matte White)



CXOTRHKPMSS
Brushed Stainless
1 handle
(Standard on Matte Black)



CXOTRHKPMBT
Brushed Black
1 handle



CXOTRHKPMCU
Brushed Copper
1 handle