

# Café™ 30" Built-In Double Convection Wall Oven

CTD90FP4MW2 / CTD90FP3MD1

# C A F É

DISTINCT BY DESIGN™



ALSO  
AVAILABLE IN



CTD90FP3MD1  
Matte Black with  
Brushed Stainless  
handles and knobs



## FEATURES & BENEFITS

Easily open both doors using a single hand with **French door design**.

Make crispy flat breads, golden cookies, and tender turkey dinners with **True European Convection with Direct Air** that uses a variable speed fan to circulate heat from the top down.

Control your oven with your Smart phone using **WiFi Connect**.

When you're updating your kitchen, attention to detail is a priority. That's why Café wall ovens are guaranteed for an exact fit for an easy and seamless replacement.

Easily remove everything from heavy roasts to delicate desserts with **self-clean roller racks** that stay in both ovens during the self-clean cycle.

See your soufflé's rise without opening the door with **halogen oven lighting**.

Cook different recipes at the same time with independently controlled **double ovens, totaling 10 cu. ft.**

Achieve an even bake, every time, no matter the size with a **ten-pass bake element**.

Achieve an even brown, every time, no matter the size with a **ten-pass dual broil element**.

## APPEARANCE

Oven Door Features	Dual Window; French-Door (Upper); Big View Oven Window; Drop-Down (Lower)
Handle	Designer Style; Café
Installation	Above Warming Drawer

## FEATURES

Configuration	Double Oven
Cooking System	True European Convection with Direct Air (Both Ovens)
Oven Cleaning Type	Self-Clean with Steam Clean Option
Cleaning Time	Variable with Delay Clean Option
Oven Cooking Modes	Convection Bake (Both Ovens); Convection Bake Multi-Rack (Both Ovens); Convection Broil (Both Ovens); Convection Roast (Both Ovens); Crisp Broil (Both Ovens); Thermal Bake (Both Ovens); Thermal Broil (Both Ovens)
Self-Clean Oven Door Lock	Automatic
Control Type	Dial; Glass Touch; LCD
Oven Features	10-Pass Bake Element; 10-Pass Broil Element; Closed Door Broiling
Oven Rack Features	1 Self-Clean Heavy-Duty Rack (Both Ovens); 2 Self-Clean Roller Racks (Both Ovens); 6 Ladder-Rack Positions (Both Ovens)
Oven Control Features	Audible Preheat Signal; Auto Recipe Conversion (Both Ovens); C° or F° Programmable; Certified Sabbath Mode; Control Lock Capability; Cook Time; Delay Time; Digipad Numeric Entry; Electronic Clock & Kitchen Timer; Hi / Low / Crisp Broil (Both Ovens); Mis-Wire Detection; Optional Clock Display; Temperature Probe (Both Ovens); Proof Mode (Both Ovens); Warm Mode (Both Ovens)
WiFi Connect	Built-In
Connected Capabilities	Amazon Alexa; The Google Assistant; IFTTT; Nest; Drop; Innit; DiGiorno
Cooking Technology	Convection
Oven Interior	3 Halogen Interior Oven Lights (Both Ovens); Black Gloss Finish; Hidden Bake (Both Ovens)

## CAPACITY

Capacity (Cu. Ft.)	5.0 Upper / 5.0 Lower
--------------------	-----------------------

## POWER / RATINGS

Amp Rating at 208V	40
Amp Rating at 240V	40
Bake Wattage	2850W
Broiler Wattage	4300W; Dual Element
Convection Wattage	2400W
KW Rating at 208V	6.8
KW Rating at 240V	9

## WEIGHTS & DIMENSIONS

Approximate Shipping Weight	398 lb
Net Weight	270 lb
Overall Height	53 in
Overall Width	29 3/4 in
Overall Depth	27 3/4 in
Cabinet Width	30 in
Cutout Dimensions (w x h x d) (in.)	28-5/8 x 51 15/16 x 23-1/2
Oven Interior Dimensions (lower)	25 x 17-3/8 x 20-1/4
Oven Interior Dimensions (upper)	25 x 17-3/8 x 20-1/4

# Café™ 30" Built-In Double Convection Wall Oven

CTD90FP4MW2 / CTD90FP3MD1

CAFÉ

DISTINCT BY DESIGN™

## WARRANTY

Parts warranty	Limited 1-year entire appliance
Labor warranty	Limited 1-year entire appliance
Warranty notes	See written warranty for full details

## DIMENSIONS AND INSTALLATION INFORMATION

**Note:** These ovens are not approved for stackable installations. Cabinets installed adjacent to wall ovens must have an adhesion spec of at least a 194°F temperature rating.

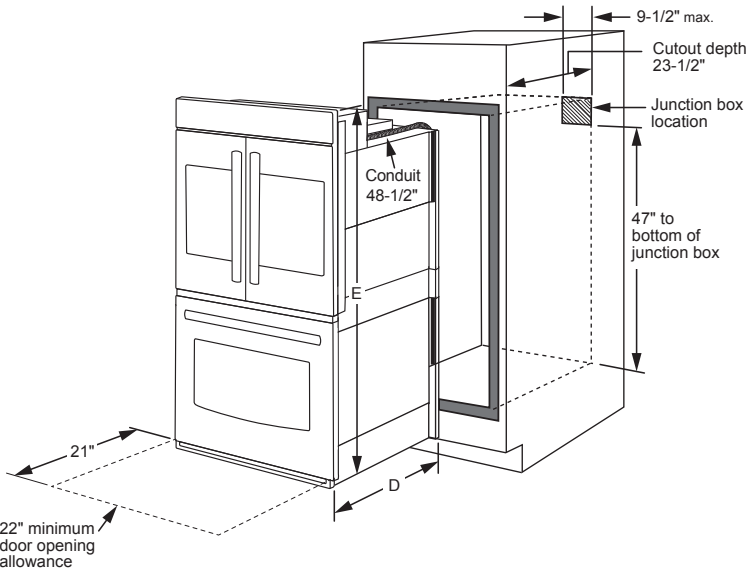
Door handle protrudes 2-1/2" from door face. Cabinets and drawers on adjacent 45° and 90° walls should be placed to avoid interference with the handle.

**Electric wall ovens are not approved for installation with a plug and receptacle. They must be hard wired in accordance with installation instructions.**

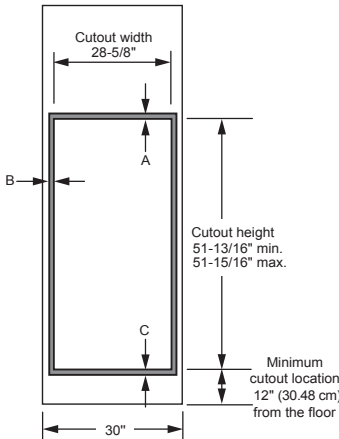
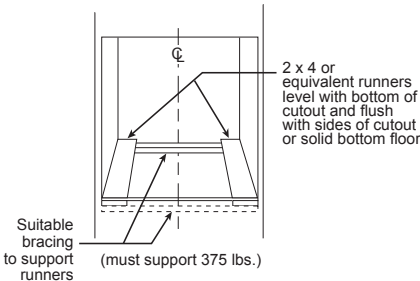
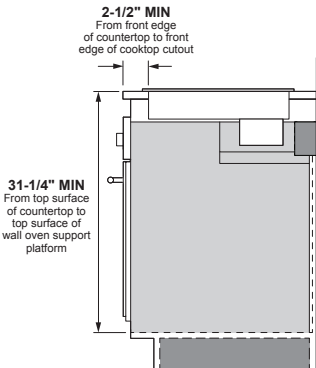
### Installation Information:

Before installing, consult installation instructions packed with product for current dimensional data and for alternate installation options.

**Note:** A minimum gap of 14" from either side of the wall oven to an adjacent 45 or 90 cabinet, drawer or was is required to avoid interference with the opening of the doors. The handles protrude 2-1/2" from the door face.



### Installation above a wall oven



Cabinet	30"
A – Overlap of oven at top of cutout	1 1/4"
B – Overlap of oven over side of edges of cutout	3/4"
C – Overlap of oven at bottom of cutout	1-1/4"
Oven	
D – Install depth	23-1/2"
E – Overall height with trim	53"
F – Overall width	29-3/4"

## ADDITIONAL ACCESSORIES



CXWDFHKPMBZ  
Brushed Bronze  
3 handles, 4 knobs  
(standard on Matte White)



CXWDFHKPMSS  
Brushed Stainless  
3 handles, 4 knobs  
(standard on Matte Black)



CXWDFHKPMBT  
Brushed Black  
3 handles, 4 knobs



CXWDFHKPMCU  
Brushed Copper  
3 handles, 4 knobs