


Warning :

- Be sure to check all packing material carefully for small parts, which may have come loose inside the carton during shipment.
- To prevent possible scratches and damage, this furniture must be assembled on a soft surface such as a blanket or carpet.

Important Use Information: We recommend using coasters, placemats and trivets when placing hot or cold containers on this item. It is also recommended to quickly cleanup any spills to minimize exposure to moisture. Doing so will prolong the life and look of the item for many years.

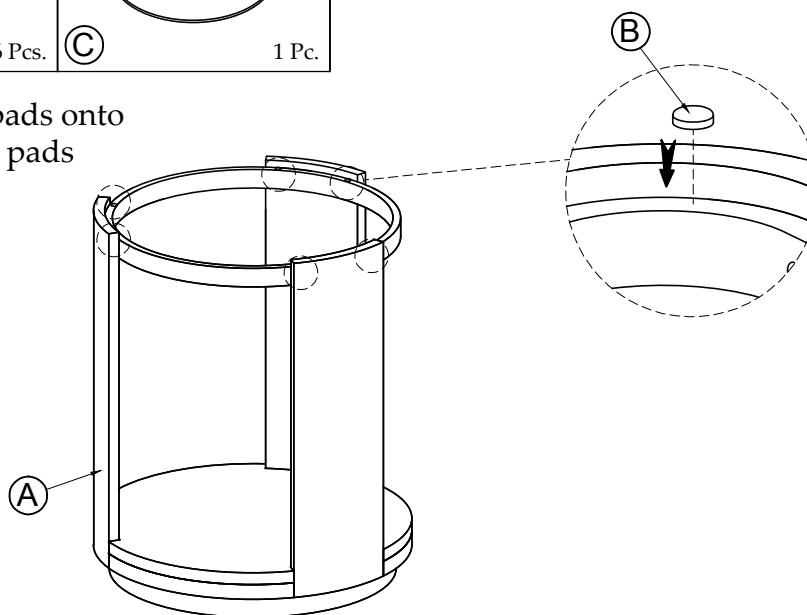


20012
Chairside Table

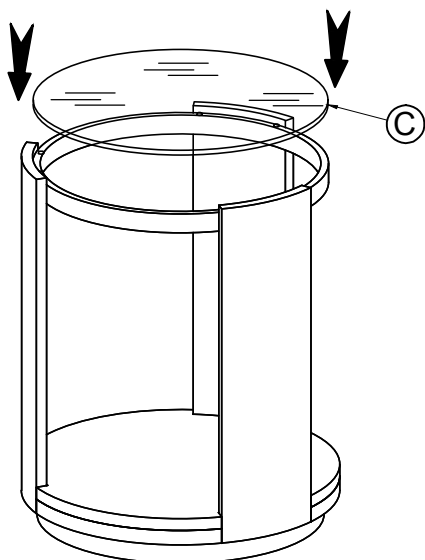
Components and Hardware List

| | | |
|-------------------------------------|--|-------------------------------|
| <p>Chairside Table</p> <p>1 Pc.</p> | <p>Silicone Bumper Pads Ø8 x 1.5</p> <p>6 Pcs.</p> | <p>Top Glass</p> <p>1 Pc.</p> |
|-------------------------------------|--|-------------------------------|

STEP 1: Install silicone bumper pads onto
Top Metal Frame - Use 6 pads



STEP 2:



Complete

