

PUCCM630SS

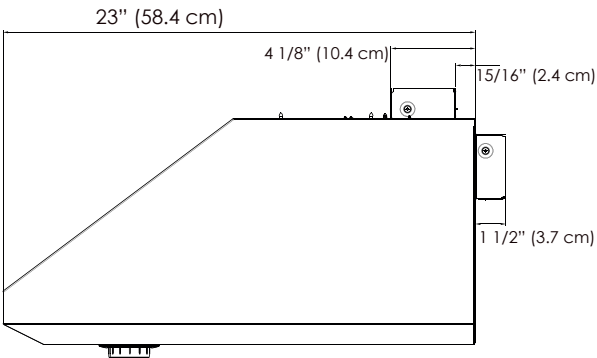
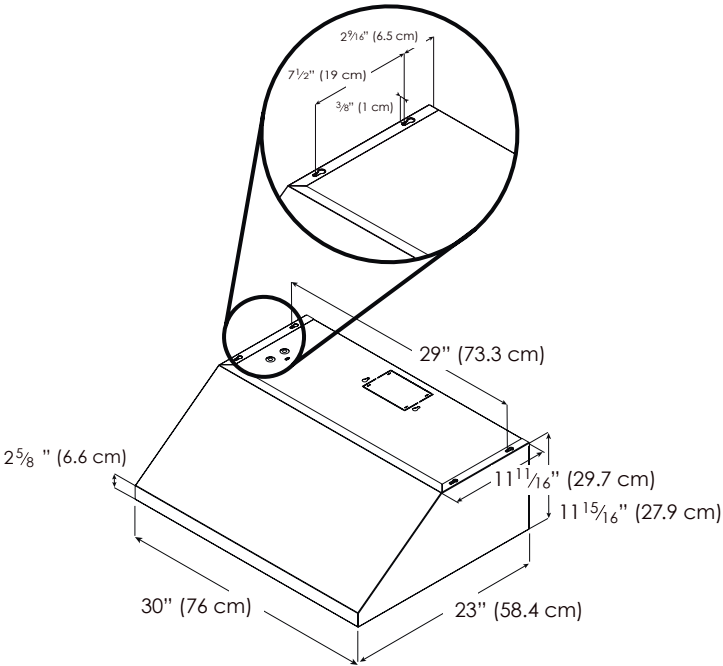
Canopy Hood



Available in 30" width and only 11 1/16" high. This model features professional styling, seamless welded corner craftsmanship, a powerful 600 CFM blower with high airflow, heavy duty stainless steel baffle grease filters, Replaceable LED lighting, plus backlit hidden metallic in/out knobs for convenience and safety.

It also delivers higher efficiency and easy maintenance for a cleaner kitchen.

MOUNTING HEIGHT RANGE









SPECIFICATIONS

Width:	30" Unit
Model:	PUCCM630SS
Dimensions:	30"W x 23"D x 10" H
Blower Type(internal):**	600 CFM(4-speed)
Noise (sones):**	2.0 - 7.0 Sones
Finish:	Stainless Steel
Controls:	Fully retractable rotating knobs with white backlighting
Illumination: (Replaceable Lamps 1 Intensity)	2 LED, 6.5 Watts 3000 KELVIN 540 LUMEN/Lamp
Grease Filter:	(2) Grease Collecting Stainless Steel Baffle
Duct Transition:	3 1/4" x 10" rectangular with Backdraft damper (top or rear)
Installation Type:	Ducted or Recirculating with Kit
Mounting Height Range:	Electric ≥ 24", Gas ≥ 30"
Electrical:	120V - 60 Hz, 457 Watts
ACCESSORIES:	
Long Chimney Ext 6":	ACC02159
Long Chimney with grates:	ACC0207173
Long Chimney Ext 12":	ACC02160
Stainless Steel Backsplash:	ACC0142864
Recirculating Kit:	ACC02770 (contains 2 round carbon filters & cabinet grate)
Inline Blower Shell Kit:	ACC0205342 (600 CFM, 6" duct size)

WARRANTY: **Two (2) years parts & in-home labor**

FEATURES

-  **QUIET SYSTEM** - Specialized technology that allows reducing sound levels of your hood, which can effectively decrease noise by more than 35%.
-  **Grease Collecting Baffle Filters** - Intended for high airflow cooking. Their "S" shape design and Stainless Steel finish is crafted to capture significant amounts of grease.
-  **Thermal barrier** - The system detects extreme temperatures above 158 degrees and automatically increases the blower speed to HIGH.
-  **AIR FLOW CONTROL** - AFC technology enables the user to reduce the maximum blower CFM achieving <300 CFMs, to meet local code requirements.
-  **Fine precision** - Constructed with great attention to detail with High-quality stainless steel, result in a seamless and flawless finish.
-  **Superior performance** - High performance ventilation with 600 CFM blower.

AIRFLOW CONTROL

Air Flow Control technology enables the user to reduce the maximum blower CFM of your hood achieving <300 CFMs, to meet local code requirements.

This model includes an Electronic Bypass Kit that needs to be placed at the moment of installing.