

DV405GTPASU

Samsung Front-Load Gas Dryer

Features

- 7.4 cu. ft. Capacity DOE
- Sensor Dry
- Smart Care
- 3-Way Venting
- 13 Preset Dry Cycles and 9 Options
- Dryer Drum Light
- Drying Rack
- Child Lock
- My Cycle Option
- Delay Start – Up to 24 hours
- Lint Filter Indicator
- Remaining Time Display
- Stainless Drum

Convenience

- 5 Dry Levels
- 5 Temperature Settings
- 5 Timed Settings
- 5 Signal Level Settings
- Optional Pedestals or Stacking Kit Available



Steam Dry



Sensor Dry

Available Colors



Platinum
(shown)



White

Signature Features

STEAM DRY

- Steam Refresh helps remove odors and freshens clothes.
Steam Wrinkle Away relaxes wrinkles to reduce ironing.

SENSOR DRY

- Automatically adjusts drying time by sensing moisture so your clothes don't over or under dry.

SMART CARE

- Perform a quick diagnosis and get access to troubleshooting options on your smartphone.*

* App Available on Google Play and iTunes App Store.
Available for iPhone 4/4S and Galaxy Series smartphones and Galaxy Note.



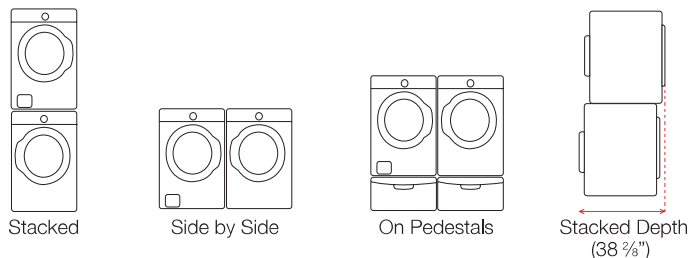
Ranked **"Highest in Customer Satisfaction with Clothes Dryers"**
by J.D. Power and Associates.
(5 Consecutive Years)

SAMSUNG

DV405GTPASU

Samsung Front-Load Gas Dryer

Installing Options



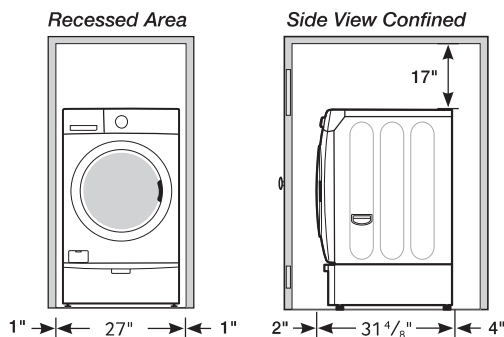
Installing Your Dryer

1. Alcove or closet installation

Minimum clearances for closets and alcove:

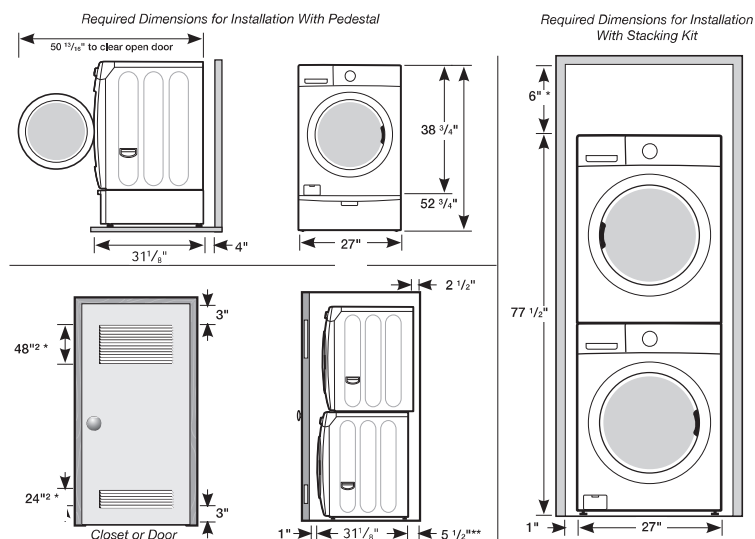
Sides - 1 In.(2.5 cm)
Top - 17 In.(43.2 cm)
Rear - 4 In. (10.2 cm)
Closet Front - 2 In. (5.1 cm)

If the washer and dryer are installed together, the closet front must have at least a 72 in² (465cm²) unobstructed air opening. Your washer alone does not require a specific air opening.



Dimensions

2. With optional pedestal base or stacking kit



* Required spacing

** External exhaust elbow requires additional space.

7.4 Capacity (cu. ft./DOE)

3-Way Venting

13 Preset Dry Cycles:

Steam Refresh, Steam Wrinkle Away, Normal, Heavy Duty, Towels, Permanent Press, Delicates, Sanitize, Time Dry, Air Fluff, Quick Dry, Bedding Plus, Wool

9 Options:

Mixed Load Bell, Wrinkle Prevent, Delay Start – (Up to 24 Hours), My Cycle, Rack Dry, Adjust Time, Drum Light, Smart Care, Child Lock

5 Temperature Settings:

High, Medium, Medium Low, Low, Extra Low

5 Dry Levels:

Very Dry, More Dry, Normal Dry, Less Dry, Damp Dry

5 Signal Level Settings:

Louder, ▲, Soft, ▼, Off

Warranty

One (1) Year Parts and Labor

Two (2) Years Control Board

Product Dimensions & Weight (WxHxD)

Dimensions: 27" x 38³/₄" x 31¹/₈"

Weight: 123.3 lbs

Shipping Dimensions & Weight (WxHxD)

Dimensions: 29³/₈" x 42³/₈" x 33¹/₄"

Weight: 134.4 lbs

Color	Model #	UPC Code
White	DV405GTPAWR	036725570641
Platinum	DV405GTPASU	036725590540

Matching Washer

White	WF405ATPAWR	036725590496
Platinum	WF405ATPASU	036725590489

SAMSUNG

Actual color may vary. Design, specifications, and color availability are subject to change without notice. Non-metric weights and measurements are approximate.

Samsung received the highest numerical score for clothes washers (2009-2012) and dryers (2008-2012) in the proprietary J.D. Power and Associates Laundry Appliance Studies. SM 2012 study based on 9,339 total responses measuring 12 brands, and measures opinions of consumers about their washer and dryer obtained new in the past 24 months. Proprietary study results are based on experiences and perceptions of consumers surveyed in January-February 2012. Your experiences may vary. Visit jdpower.com.

©2013 Samsung Electronics America, Inc. 85 Challenger Road, Ridgefield Park, NJ 07660. Tel: 800-SAMSUNG. samsung.com. Samsung is a registered trademark of Samsung Electronics Co. Ltd.