














# ASSEMBLY INSTRUCTION

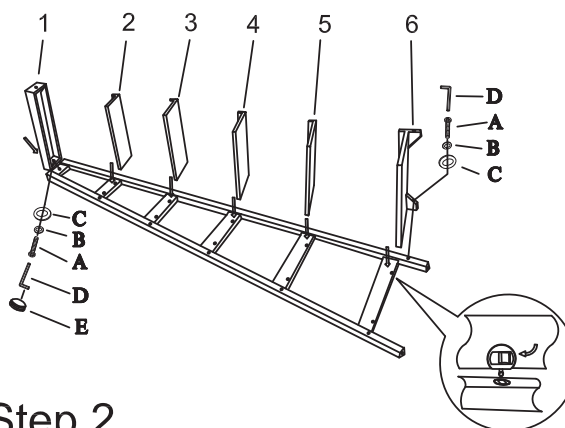
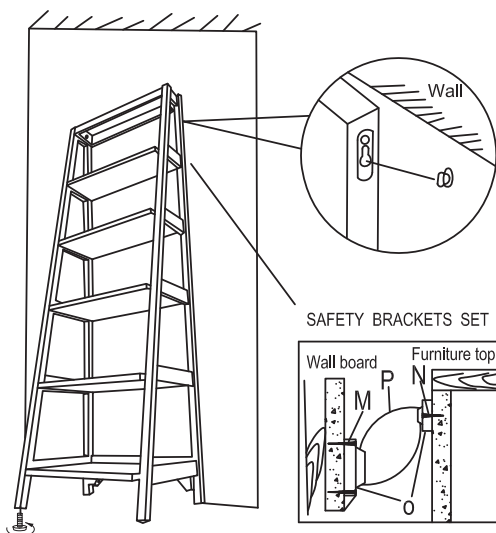
## 197-BK202 LEANING PIER (RTA)

Thank you for purchasing this quality product. Be sure to check all packing material carefully for small parts which may have come loose inside the carton during shipment. Identify, count all parts and compare with below parts list.

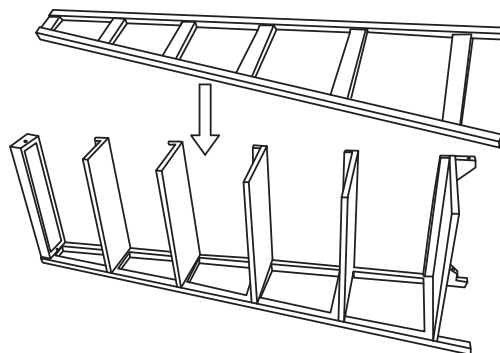
Hardware List				
NO	IMAGE	DESC.	SIZE	Q'TY
A		Bolt	Ø1/4"X1"	4 PCS
B		Spring Washer	Ø1/4"X3/8"	4 PCS
C		Flat Washer	Ø1/4"X3/4"	4 PCS
D		Allen Wrench	Ø1/4"	1 PC
E		Cap	Ø7/8"	2 PCS
F		Metal Bracket	2-1/4X3/4X1/4"	2 PC
G		Screw	#8X1/2"	4 PCS

Parts List				
NO	IMAGE	DESC.	SIZE	Q'TY
1		Top panel	20-1/2X5-1/4X2"	1 PC
2		Shelf 1	20-1/2X7-3/4X2-1/4"	1 PC
3		Shelf 2	20-1/2X10X2-1/4"	1 PC
4		Shelf 3	20-1/2X12X2-1/4"	1 PC
5		Shelf 4	20-1/2X14-1/4X2-1/4"	1 PC
6		Bottom panel	20-1/2X16-1/2X5"	1 PC

### Step 1



### Step 2



Cleaning Instructions: Clean the goods surface with furniture polish and a soft cloth.