

## Built-In 18" Freezer with In-door Dispenser

F 1473 SF



# Built-In 18" Freezer with In-door Dispenser F 1473 SF



## Features:

- MasterCool controls
- ClearView lighting system
- Drop and Lock Shelves
- SmartFresh storage drawers
- FullView storage drawers
- In door Ice/Water dispenser
- RemoteVision capable
- Acoustic door and temperature alarm
- Optical door and temperature alarm
- Energy Star

## SPECIFICATIONS

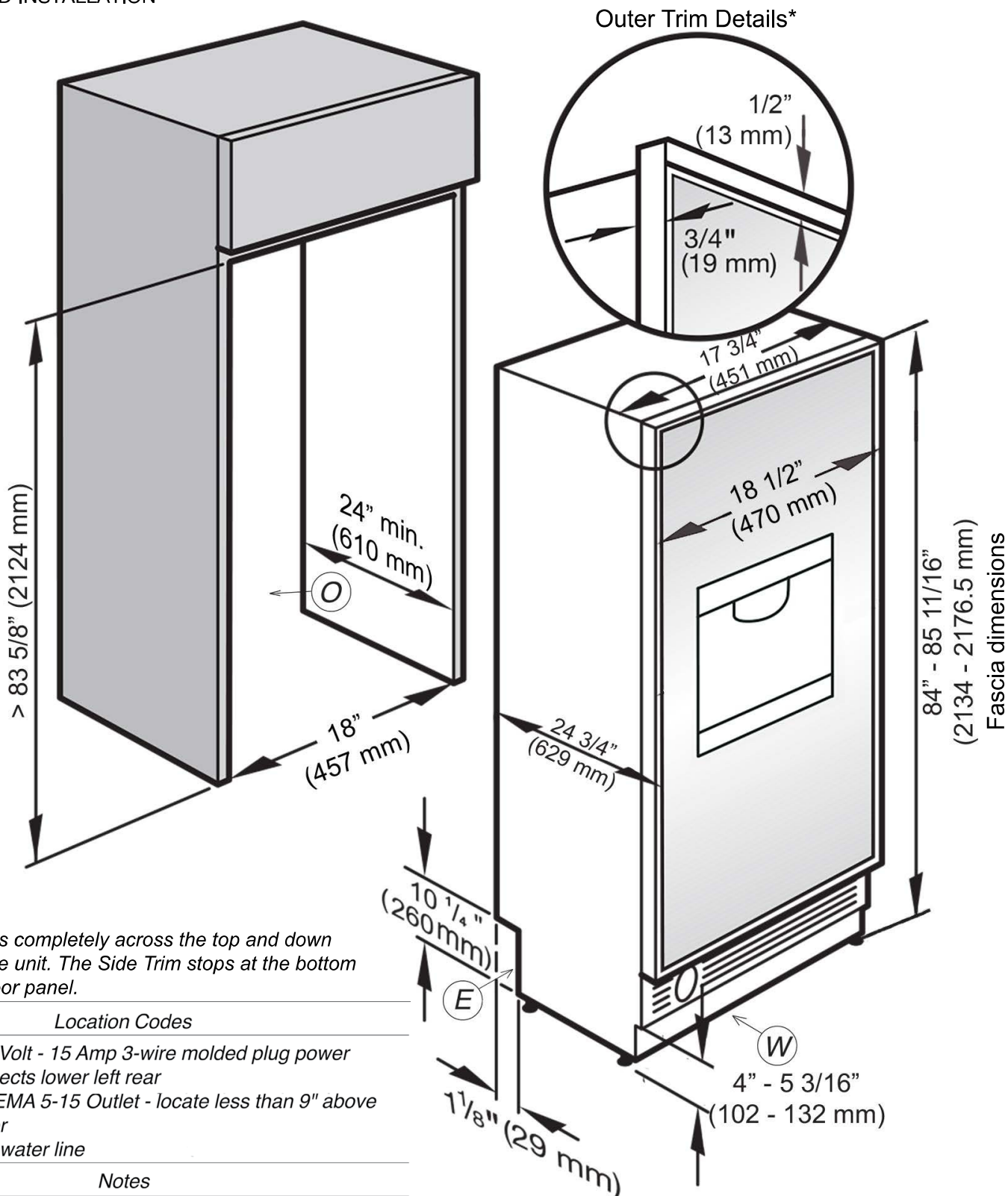
### F 1473 SF — Item 37147311USA - Left Hinged

Overall Unit Width - Excluding Fascia Dimension	17 <sup>3</sup> / <sub>4</sub> " (451 mm)
Overall Unit Height - Excluding Fascia Dimension	83 <sup>1</sup> / <sub>2</sub> " - 85 <sup>9</sup> / <sub>16</sub> " (2121 mm - 2165 mm)
Overall Unit Depth - Excluding Fascia Dimension	24" (610 mm)
Overall Fascia Dimensions	18 <sup>1</sup> / <sub>2</sub> " (470 mm) W x 84" - 85 <sup>11</sup> / <sub>16</sub> " (2134 mm - 2176.5 mm) H x 3/4" (19 mm) D
<b>Niche</b>	
Minimum Cabinet Opening Width	18" (457 mm)
Minimum Cabinet Opening Height	83 <sup>5</sup> / <sub>8</sub> " (2124 mm)
Minimum Cabinet Opening Depth	24" (610 mm)
<b>Plumbing</b>	
Water Supply Requirements	Connect to a cold water supply only. Must be connected to a shut-off valve. The water shut-off valve must be accessible after installation. The water pressure must be between 25 psi (1.7 bar) and may not exceed 80 psi (5.5 bar). If the pressure is higher than 80 psi (5.5 bar), a pressure reducing valve must be installed.
Water Connection Line	Standard 1/4" O.D flexible water line needed. The maximum outer diameter of the water pipe (without fittings): 3/8" (10 mm). (water line is not included).
<b>Electrical</b>	
Electrical Requirements - Volts/Amps	110V / 120V, 60Hz, 15 Amps In the case of side-by-side installations, a separate outlet must be used for each appliance.
Power Cord - Plug and length	Yes - NEMA 5-15 plug, 5 ft (1.52 m)
<b>Shipping</b>	
Shipping Weight	329.5 lbs (149.5 kg)
Shipping Dimensions	21 <sup>1</sup> / <sub>4</sub> " W x 89 <sup>3</sup> / <sub>4</sub> " H x 29 <sup>1</sup> / <sub>8</sub> " D
<b>Support</b>	
Call Miele	800.843.7231
Miele Website	🌐 <a href="http://www.mieleusa.com">www.mieleusa.com</a>
20/20 Link	🌐 <a href="http://2020technologies.com">2020technologies.com</a>

# Built-In 18" Freezer with In-door Dispenser F 1473 SF



FOR PROUD INSTALLATION



\* Outer Trim runs completely across the top and down the sides of the unit. The Side Trim stops at the bottom edge of the door panel.

## Location Codes

- E - 5 foot - 120 Volt - 15 Amp 3-wire molded plug power supply connects lower left rear
- O - Standard NEMA 5-15 Outlet - locate less than 9" above finished floor
- W - 1/4" flexible water line

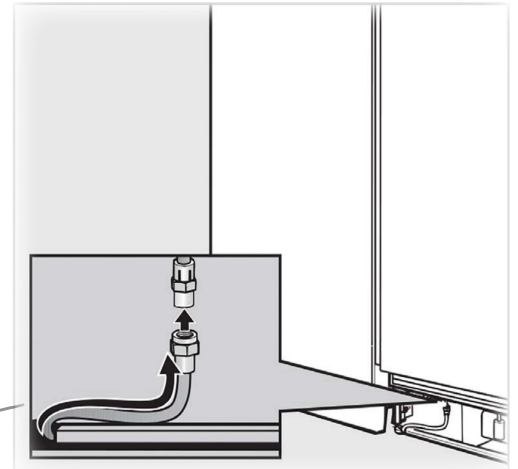
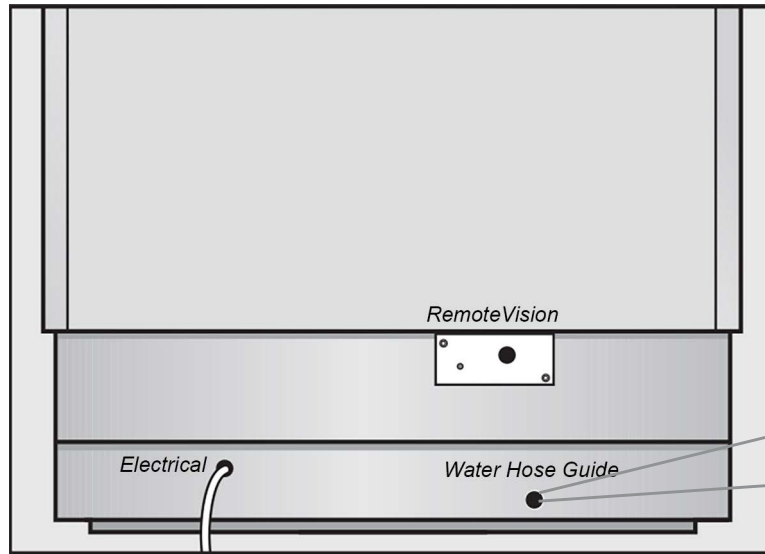
## Notes

- All Installations must be done in accordance with local codes
- Sides of adjoining cabinets should be filled (flush to frame) to insure proper fit and finish
- For Proud Installation - please adjust accordingly

# Built-In 18" Freezer with In-door Dispenser F 1473 SF



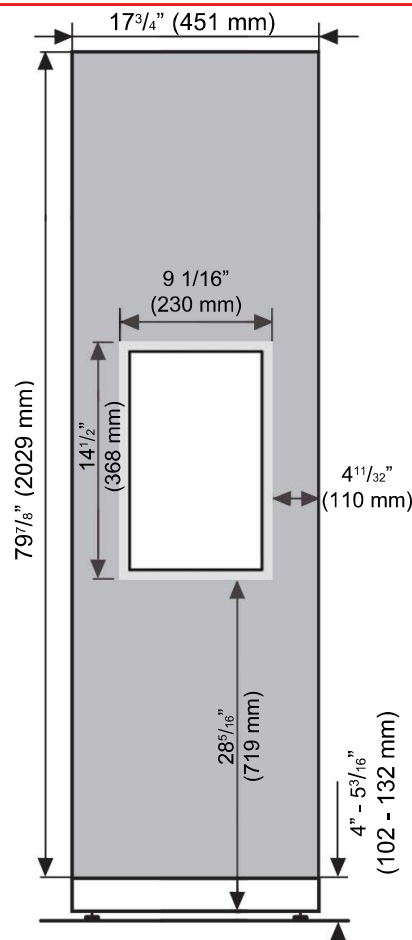
## POWER SUPPLY AND WATER CONNECTION BACK VIEW



Water connection is located in front of unit.  
1/4" compression fitting is needed.

Electrical - 5 foot (1.52 m) - 120 Volt - 15 Amp - NEMA 5-15 molded plug  
Water line - 1/4" flexible water line - not included

## DOOR PANEL DIMENSIONS WITHOUT OUTER TRIM

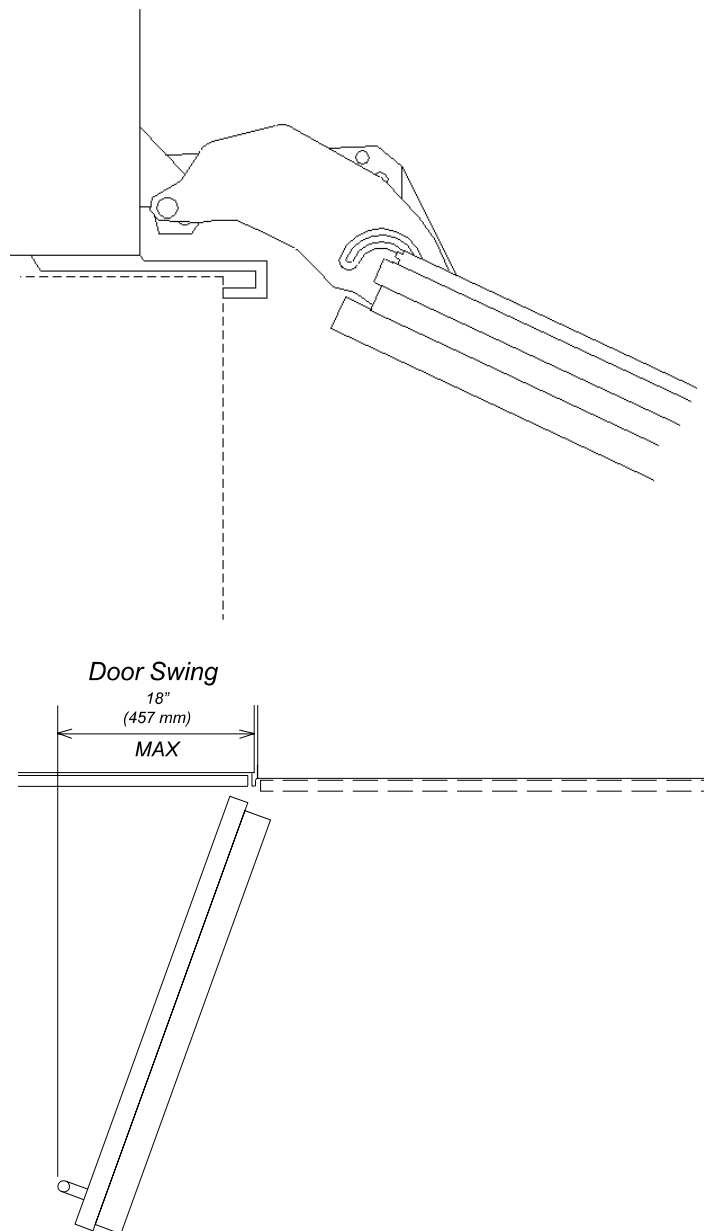


# Built-In 18" Freezer with In-door Dispenser F 1473 SF



## HINGING DETAILS

### 115° Door



**NOTE:** Additional space needed depending on the thickness of front panels and handle used.  
**Freezer units cannot be stop pinned at 90°**