

ASSEMBLY INSTRUCTION

MADE IN VIET NAM

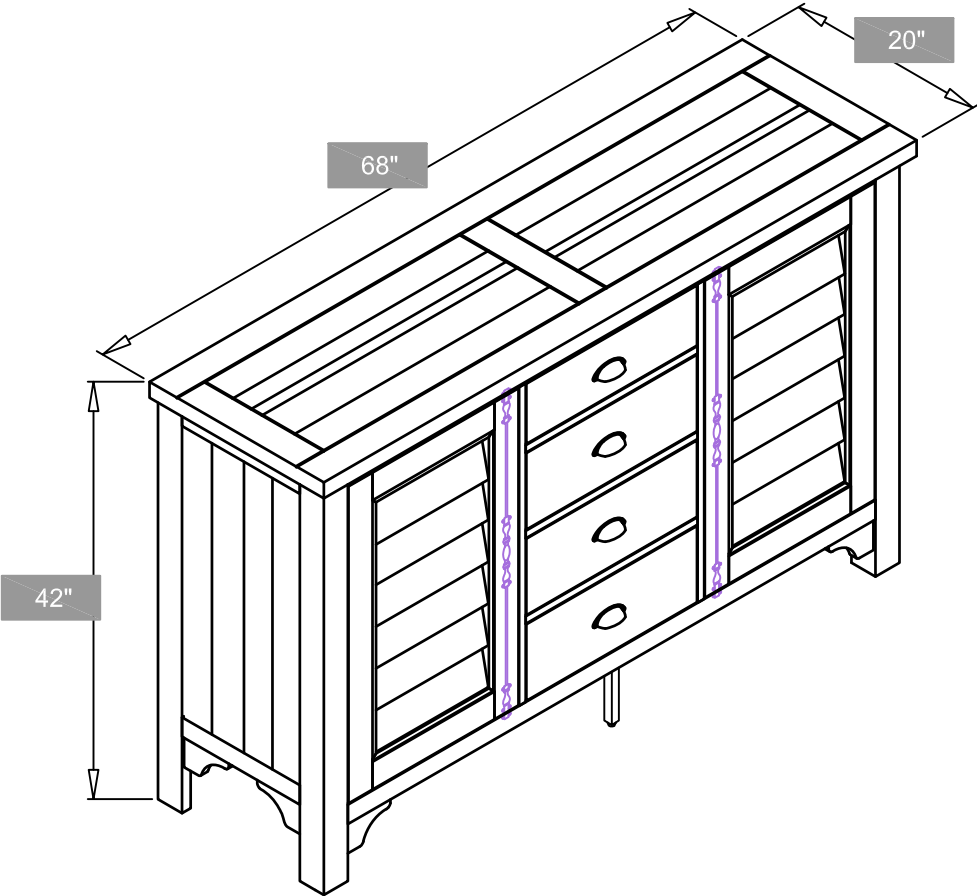
D560-50-05

Thank you for purchasing this quality product. Be sure to check all packing materials carefully for small parts that may have come loose inside the carton during shipment.

Before you start assembly: Please read all instructions carefully before beginning the assembly process. It is recommended that 2 people work together during assembly to prevent personal injury and to ensure that heavy or cumbersome parts are not damaged during the process.

CAUTION: For your safety, this product requires two people to lift.

Assembled Dimensions

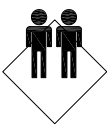


30 MINUTE

APPROXIMATE ASSEMBLY TIME

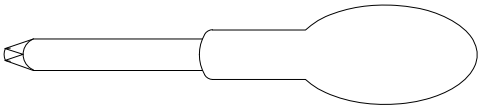


2 PERSONS



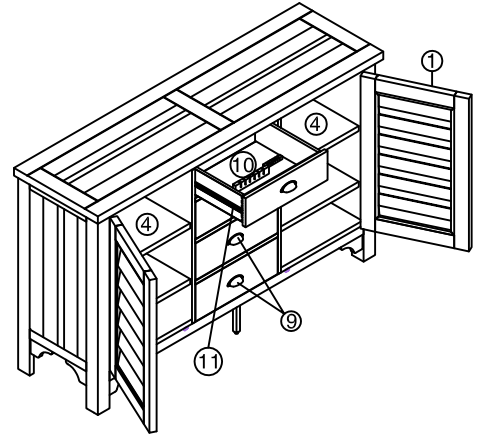
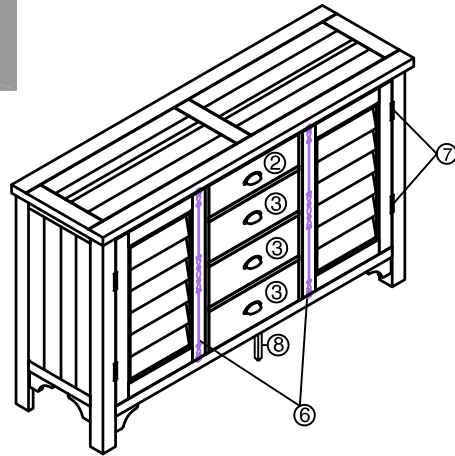
REQUIRED ASSEMBLY SPACE

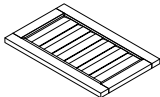
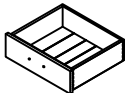
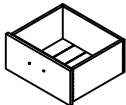
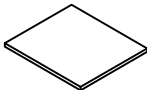
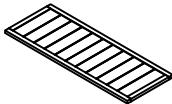
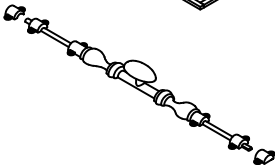
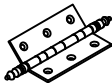


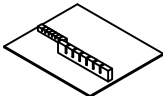

RECOMMENDED ASSEMBLY TOOLS



NOT PROVIDED

# PART LIST



NO.		PART LIST	QTY
(1)		DOOR GLASS	2
(2)		TOP DRAWER	1
(3)		LOWER DRAWER	3
(4)		SIDE REMOVABLE SHELF	4
(5)		BACK PANEL	1
(6)		KNOB	2
(7)		SIDE DOOR HINGE 115°	4
(8)		SUPPORT LEG (Including leveler)	1
(9)		HANDLE	4
(10)		SILVER TRAY	1
(11)		SLIDES METAL 350X45X13MM	8

## HARDWARE LIST

