

SOPS60TM-1

24" Built-In Multifunction Oven with Steam Clean Assist, 60cm High



Features & Benefits

True Fan Convection

A third element with a fan saves you time by cooking fast and more evenly. Ensuring your food is always cooked to perfection.

2.5 Cu. Ft. Capacity

Provides plenty of space to cook meals for multiple dishes.

9 Cooking Functions

Utilize the various cooking programs to create exceptional results.

Digital Touch Display with Control Knobs

Manage cooking modes, temperature, and time with the highly intuitive user interface for easy operation.

Halogen Interior Lighting


For a brighter interior, eliminating the need to open the door to check the progress so that you can maintain a consistent temperature.

Clean Finish


Elegant design and clean lines offer a stylish, modern look that complements the rest of the P&C collection.

Steam Clean Assist


Easy-to-use function for faster, more efficient cleaning of the interior.




Steam Assisted Clean




Touch Controls



Control Knobs



True Fan Convection



Soft Close Door

GENERAL PROPERTIES

Black glass with stainless-steel trim

70L - 2.5 cu. ft. Capacity

Built-in electric multi-function wall oven

FEATURES

9 Cooking functions including True Fan Convection

Digital display with control dials

Fully automatic digital clock and timer

Cooking duration and end time cooking control

Double glazed removable door

Bright interior lighting

Black enamel interior

Child safety lock

OVEN FUNCTIONS

True Fan Convection

Fast Preheating

Grill

Defrost / Warming Mode

MAXI Grill

Conventional Cooking

MAXI Grill with Fan

ECO Mode

Lower Element (Pizza)

Steam Clean Assist

OVEN PERFORMANCE

Bake / Broil Element: 1,300 Watts / 2,950 Watts

Convection Element: 1,700 Watts

TECHNICAL DETAILS

Front dimensions in inch (W/H/D)

23⁷/₁₆" / 23⁷/₁₆" / 21¹/₈"

595mm / 595mm / 537mm

Cabinet dimensions in inch (W/H/D)

min. 22¹/₁₆" / 23¹/₄" / min 22¹³/₁₆"

560mm / 590mm / 580mm

Electrical Requirements

208/240 V / 60 Hz / 20 Amp

*Supplied with a 5ft long electrical cable and must be hardwired.



Installation Details

FRONT DIMENSIONS (INCH/MM)

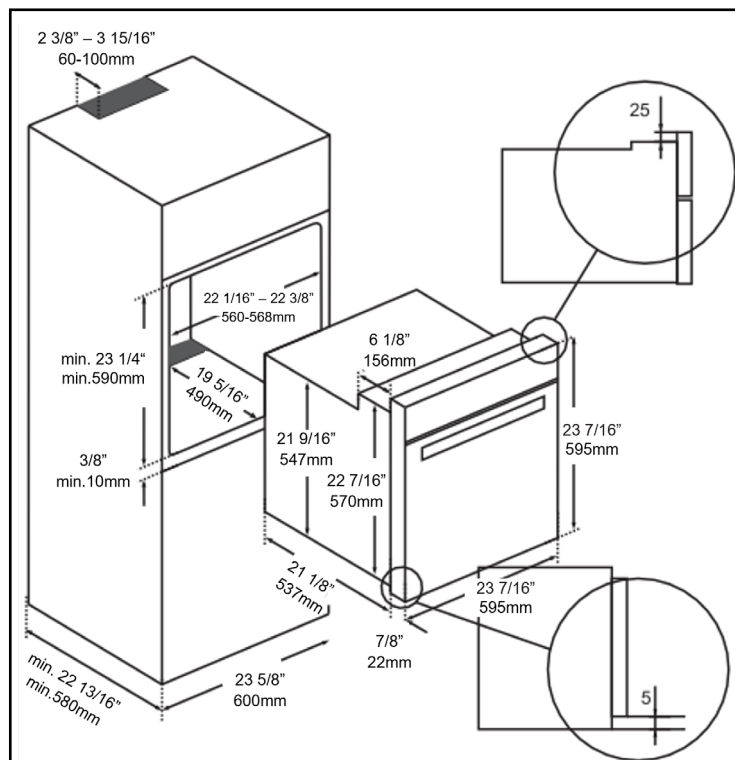
Width: 23⁷/₁₆" / **Height:** 23⁷/₁₆" / **Depth:** 21¹/₈"

Width: 595mm / **Height:** 595mm / **Depth:** 537mm

CABINET DIMENSIONS (INCH/MM)

Width: min. 22¹/₁₆" / **Height:** 23¹/₄" / **Depth:** min. 22¹³/₁₆"

Width: min. 560mm / **Height:** 590mm / **Depth:** min. 580mm



IMPORTANT

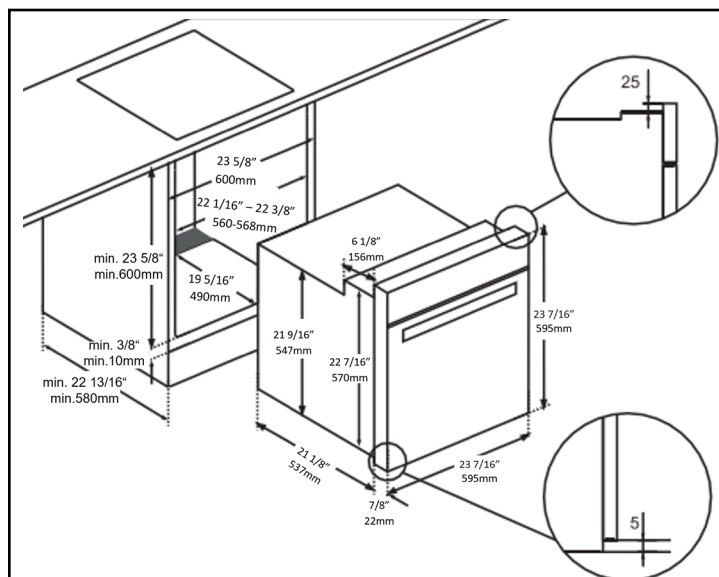
- P&C Ovens are supplied with a 5ft long electrical cable and must be hardwired
- P&C Ovens operate using the following wires: **RED** & **BLACK**, Live Wires **GREEN**: Ground The Neutral (White) wire is not required for the electrical install

*VOID CUT OUT

- If the oven is mounted in a tall or semi-tall cabinet, there must be a minimum gap of 1 9/16" (4cm) cut out of the shelf and behind the upper cabinet to allow air to flow freely.
- A void must be cut out in the shelf of the cabinet. Leave 4" of shelf material around the void.
- Additional support must be added to the shelf with the void. The support must be able to withstand the oven weight.
- If insufficient airflow is not provided, the life span of the appliance will be shortened.
- Cut out in the toe kick is required for adequate airflow.
- Bottom vent grill (7427640) available.

FALSE BACKS

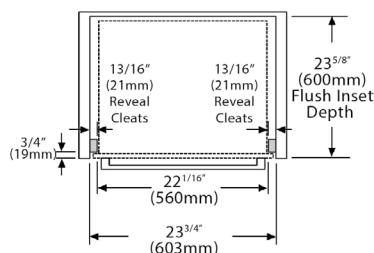
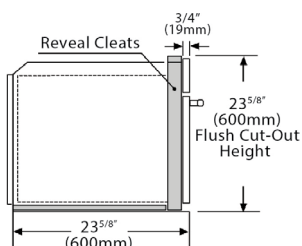
- Install false backs for storage spaces. This will prevent contents from falling through the vent space. In addition, warm air will not interfere with store contents.



Recommended Under Counter Dimensions

Air Flow Requirements

- If the oven is being placed under the counter, there must be a minimum gap of 1 9/16" (4cm) cut out of the shelf behind the oven to allow air to flow freely.
- A void must be cut out in the shelf of the cabinet. Leave 4" of shelf material around the void.
- Additional support must be added to the shelf with the void. The support must be able to withstand the oven weight.
- If insufficient airflow is provided, the life span of the appliance will be shortened.
- Cut out in the toe kick is required for adequate airflow
- Optional bottom vent grill (7427640) available model.





WARRANTY INFORMATION

Porter & Charles Appliances are designed and manufactured to the highest standards.
Each appliance is covered by a comprehensive 2-year parts and labour warranty.
Refer to product warranty policy for complete terms and conditions.

FOR PARTS & SERVICE

Euro-Parts & Service
39822 Belgrave Road, Belgrave, ON. N0G 1E0 1 866 722 2262
www.euro-parts.ca • parts@euro-parts.ca • service@euro-parts.ca

Porter & Charles appliances are imported and distributed in North America by Euro-Line Appliances Inc. For more information, please visit one of our showrooms or www.ela.ca / www.elawest.ca

EURO-LINE APPLIANCES INC.

871 Cranberry Court, Oakville, ON
L6L 6J7 Canada
905.829.3980
1-800.421.6332
info@ela.ca

EURO-LINE APPLIANCES INC.

101-1014 Homer Street, Vancouver, BC
V6B 2W9, Canada
604.235.3980
1-855.ELA.WEST (352.9378)
infowest@ela.ca