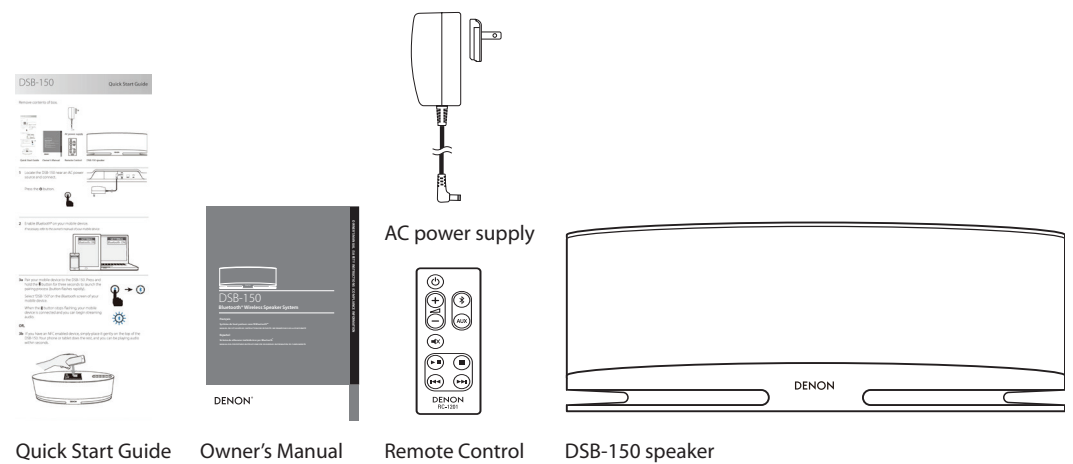
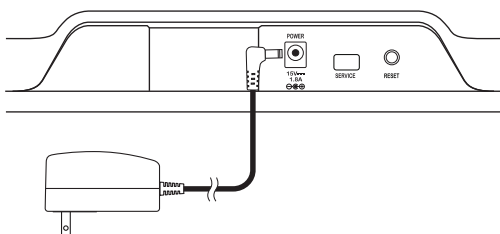


Remove contents of box.



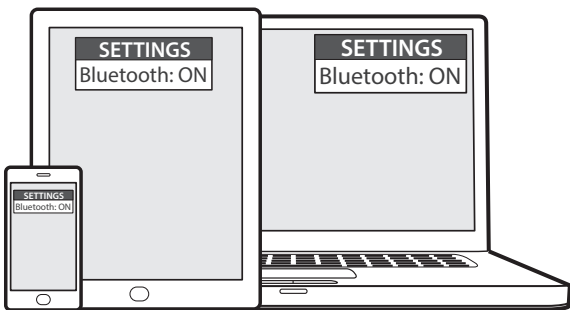
- 1 Locate the DSB-150 near an AC power source and connect.

Press the  button.




- 2 Enable *Bluetooth*® on your mobile device.

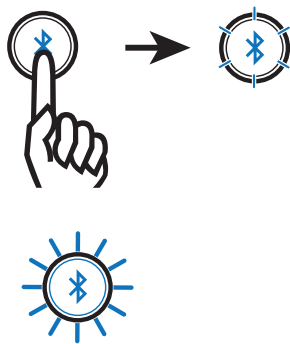
*If necessary, refer to the owner's manual of your mobile device.*



- 3a Pair your mobile device to the DSB-150. Press and hold the  button for three seconds to launch the pairing process (button flashes rapidly).

Select "DSB-150" on the *Bluetooth* screen of your mobile device.

When the  button stops flashing, your mobile device is connected and you can begin streaming audio.



OR,

- 3b If you have an NFC enabled device, simply place it gently on the top of the DSB-150. Your phone or tablet does the rest, and you can be playing audio within seconds.

