



ASSEMBLY INSTRUCTIONS COASTER FINE FURNITURE



Fine Furniture for every stage of life

360017
Sofa Bed

REVISION 0 : 03/21/2024
REVISION 1 : 04/16/2024

ITEM:360017



ASSEMBLY INSTRUCTIONS


ASSEMBLY TIPS:

1. Remove hardware from box and sort by size.
2. Please check to see that all hardware and parts are present prior to start of assembly.
3. Please follow attached instructions in the same sequence as numbered to assure fast & easy assembly.



WARNING!

1. Don't attempt to repair or modify parts that are broken or defective. Please contact the store immediately.
2. This product is for home use only and not intended for commercial establishments.



ASSEMBLY TIME

30 MINUTES

PARTS IDENTIFICATION

A SOFA BED



1PC

B FRONT LEG



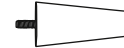
2PCS

C BACK LEG



2PCS

D MIDDLE LEG



1PC

Z HARDWARE IDENTIFICATION

Z01 BOLT
(8 x 30mm - BLK)



4PCS

Z03 ALLEN WRENCH
(D 5mm - BLK)



1PC

Z02 WASHER
(10 x 25mm - BLK)




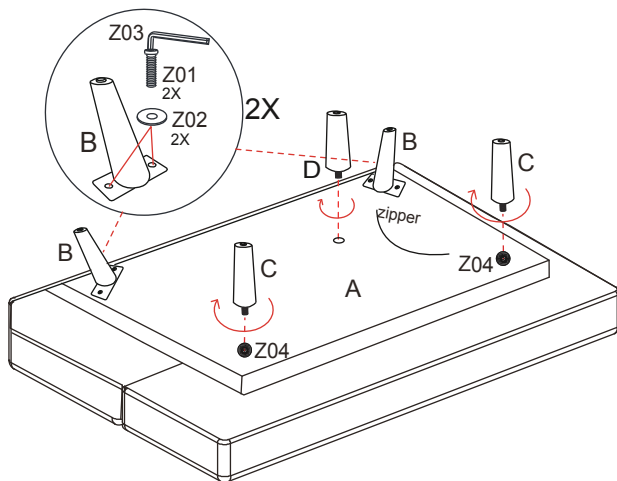
4PCS

Z04 PLASTIC WASHER
(D 50mm - BLK)



2PCS

STEP 1



ITEM: 360017

ASSEMBLY INSTRUCTIONS

PRODUCT DIMENSION (Note: Dimension tolerance $\pm 5\%$)

