



30" Framed Electric Cooktop

The black ceramic glass top of the Wolf 30" framed electric cooktop is beautifully complemented by the stainless steel trim. Three heating elements with seven zones offer exceptional control of temperature for cooking utensils of every size. A bridge connects two elements for a 7-inch by 16-inch, 4400 watt heating area. All elements offer true simmer along with one element that enables you to set the temperature for melting.

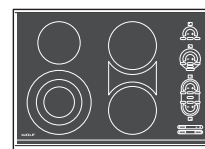


FEATURES

- Stainless steel trim.
- Optional model CT30E-208/S designed specifically for use with 208 V AC electrical supply.
- Easy-to-clean black ceramic glass surface is resistant to scratching, staining, impact and heat—translucent surface allows you to see the glow of hot elements.
- High-frequency pulsation elements improve cooking performance and control.
- Three heating elements with seven zones.
- Bridge-zone element connects two elements to provide a larger cooking area.
- Temperature limiter to ensure that safe operating temperature of ceramic glass is never exceeded.
- Illuminated touch controls with graduated control lighting.
- True simmer setting on all elements.
- Melt setting on one element
- Hot-surface indicator light in control panel.
- Lock mode—cooktop can be locked so that no elements can be turned on.
- Universal OFF turns all elements off.
- Countdown timer with 1 to 99 minute range and adjustable sound frequency and volume.

MAXIMUM ELEMENT POWER

- Triple-zone element power —
Model CT30E: 900 W/1800 W/2500 W.
Model CT30E-208/S:
825 W/1750 W/2300 W.
- Single element power: 1200 W.
- Bridge-zone element power —
(2) 1800 W single elements with 800 W bridge: 4400 W.



Model CT30E/S

ACCESSORIES


- Filler strip for installation of multiple cooktops or modules.

Accessories are available through your authorized Wolf dealer. For local dealer information, visit the find a showroom section of our website, wolfappliance.com.

This appliance is certified by Star-K to meet strict religious regulations in conjunction with specific instructions found on www.star-k.org.



Touch controls.

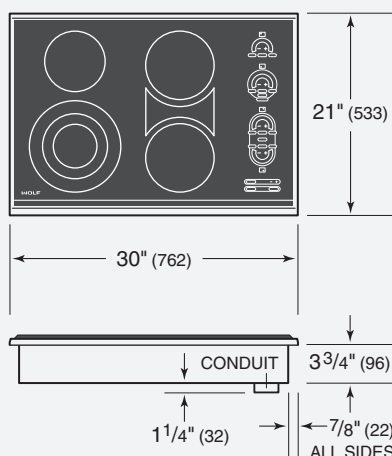


Translucent surface.



30" Framed Electric Cooktop

OVERALL DIMENSIONS



Unit dimensions may vary by $\pm 1/8$ ".

SPECIFICATIONS

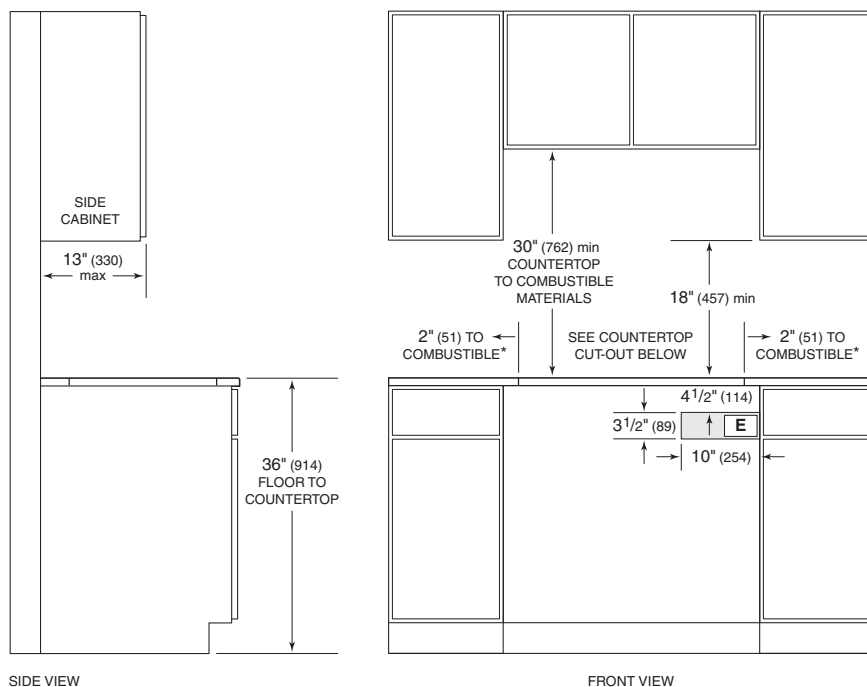
Overall Width	30"
Overall Height	3 ³ / ₄ "
Overall Depth	21"
Heating Zone Outer Diameter	
(1) Triple	10"
(3) Single	(2) 7" and 6 ¹ / ₂ "
Bridge Element Dimensions	7" x 16"
Countertop Cut-Out*	28 ³ / ₈ " W x 19 ¹ / ₄ " D
Electrical Requirements (CT30E)	
	240 V AC / 60 Hz / 40 amp
	208 V AC / 60 Hz / 40 amp
Electrical Requirements (CT30E-208/S)	
	208 V AC / 60 Hz / 40 amp
Conduit	4' flexible 3-wire
Electric Rating	8.1 kW at 240 V AC
(CT30E)	6.1 kW at 208 V AC
Electric Rating	
(CT30E-208/S)	7.9 kW at 208 V AC
Shipping Weight	45 lbs

*If the cooktop is to be used with any combination of additional cooktop units or modules with a filler strip, the cut-out width increases to 29".

INSTALLATION NOTES

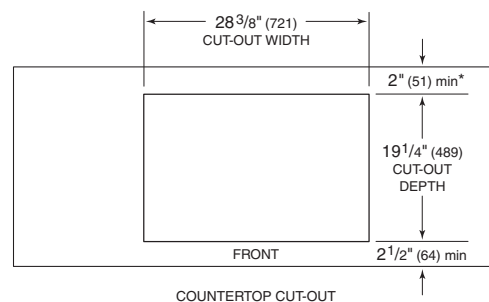
Complete installation specifications can be found on our website, wolfappliance.com.

INSTALLATION SPECIFICATIONS



*Minimum clearance from cooktop cut-out to combustible materials up to 18" (457) above countertop.
NOTE: Electrical location applies only to installation with built-in oven.

Countertop Cut-Out Dimensions



Dimensions in parentheses are in millimeters unless otherwise specified.