



HILLSDALE
FURNITURE, LLC.

KINGSTON BARSTOOL

Model # 6004-831 Swivel Barstool

Date:
07-09-08

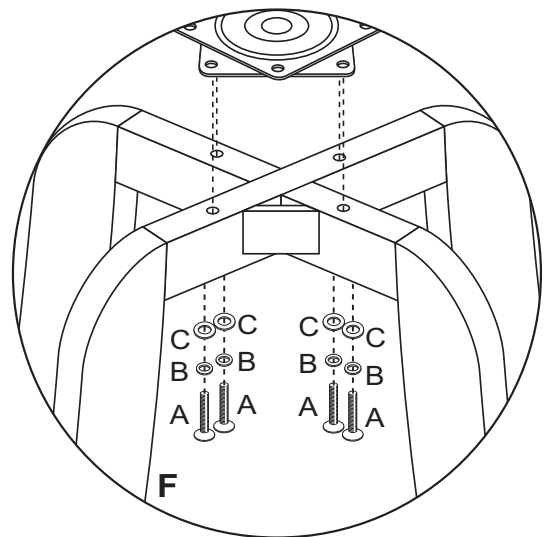
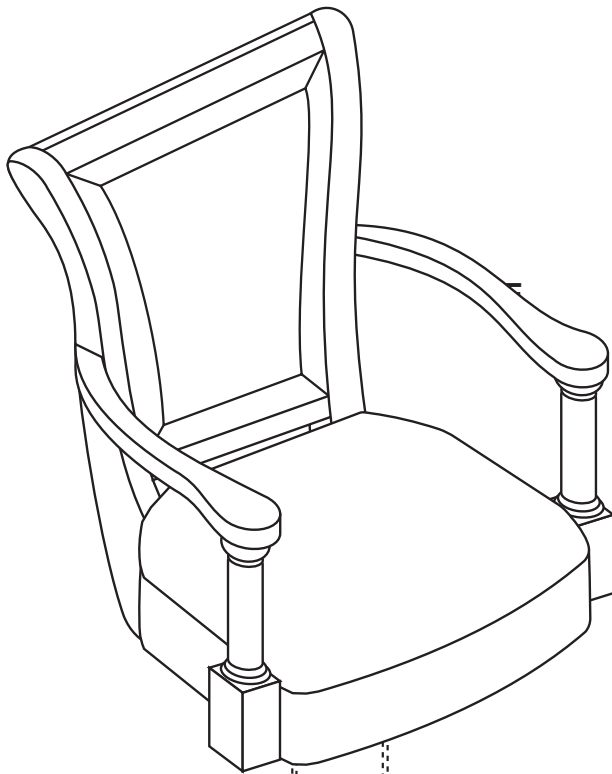
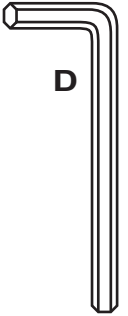
Examine all packaging material for small parts that may have come loose during shipment. Periodic checks are recommended to insure that all components are in proper position, tight and free from damage. Keep this assembly instruction for future reference. Adult assembly is required. Customer Service Phone Number: 502-562-0000

HARDWARE LIST

- A (4) Allen Bolts
- B (4) Spring Washers
- C (4) Flat Washers
- D (1) Allen Wrench


PARTS LIST

- E (1) Top Section
- F (1) Bottom Section



***** ASSEMBLY *****

Attach Bottom Section (F) to Swivel Unit located on the bottom of the Top Section (E), using 4 Allen Bolts (A), 4 Spring Washers (B) & 4 Metal Washers (C) to hold in place. Tighten all bolts. The assembly of your new stool is now complete.



CARE & MAINTENANCE: The touch of a soft cloth is all the maintenance the finish of your new Game Chairs will ever need. Never use harsh or abrasive cleaners for polishing. Periodic checks are recommended to make sure that all bolts, screws and nuts are securely tightened.