

#### Warning :

- Be sure to check all packing material carefully for small parts, which may have come loose inside the carton during shipment.
- To prevent possible scratches and damage, this furniture **MUST BE ASSEMBLED BY TWO PEOPLE** on a soft surface such as a blanket or carpet.

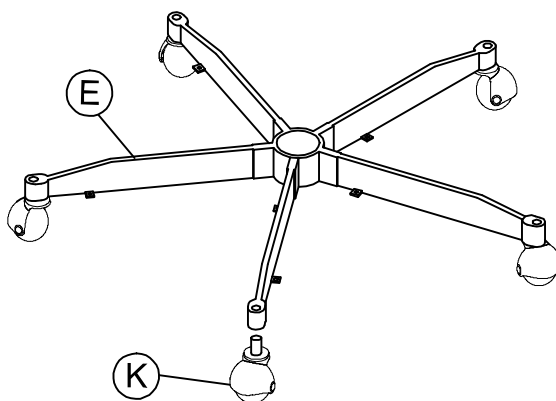


#18238  
Uph Desk Chair

#### Components and Hardware List

<p>Chair Seat &amp; Back</p> <p>(A) 1 pc.</p>	<p>Seat Control</p> <p>(B) 1 pc.</p>	<p>Pneumatic Cylinder &amp; Cover</p> <p>(C) 1 pc.</p>	<p>Wood Base Cap</p> <p>(D) 5 pcs.</p>	<p>Metal Base Frame</p> <p>(E) 1 pc.</p>		
<p>Allen Head Bolt Ø5/16"-18 x 7/8"</p> <p>(F) 4 pcs.</p>	<p>Spring Washer Ø5/16"</p> <p>(G) 4 pcs.</p>	<p>Flat Washer Ø5/16" x 3/4"</p> <p>(H) 4 pcs.</p>	<p>Allen Key 4 mm</p> <p>(I) 1 pc.</p>	<p>Round Head Screw Ø3 x 1/2"</p> <p>(J) 10 pcs.</p>	<p>Caster</p> <p>(K) 5 pcs.</p>	<p>Tool Required (Not provided) Phillips Screwdriver</p>

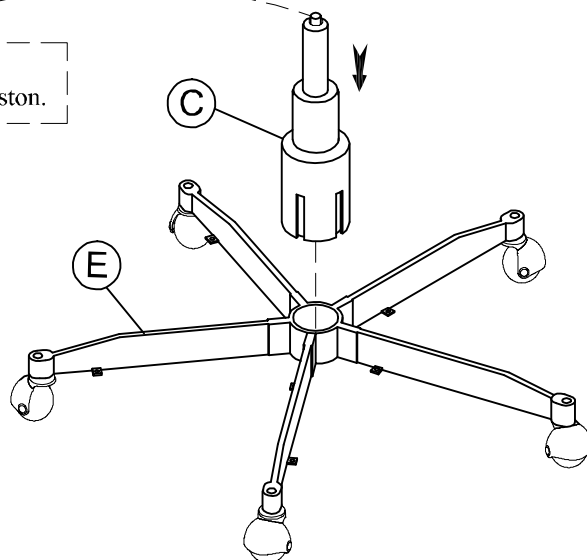
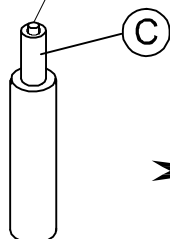
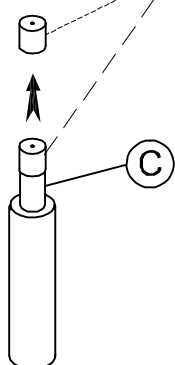
#### Step 1 :



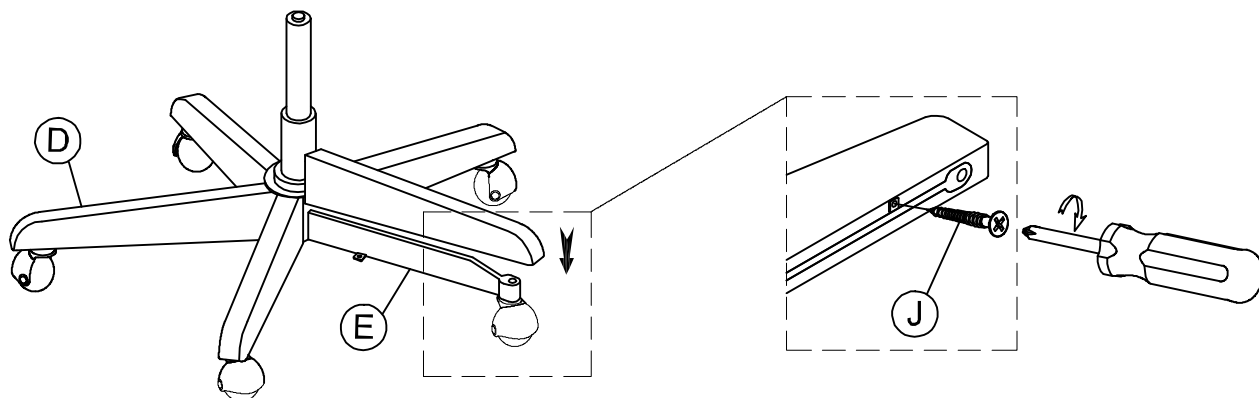
#### Step 2 :

If present, remove the BLACK plastic cover on the top end of the cylinder before assembling

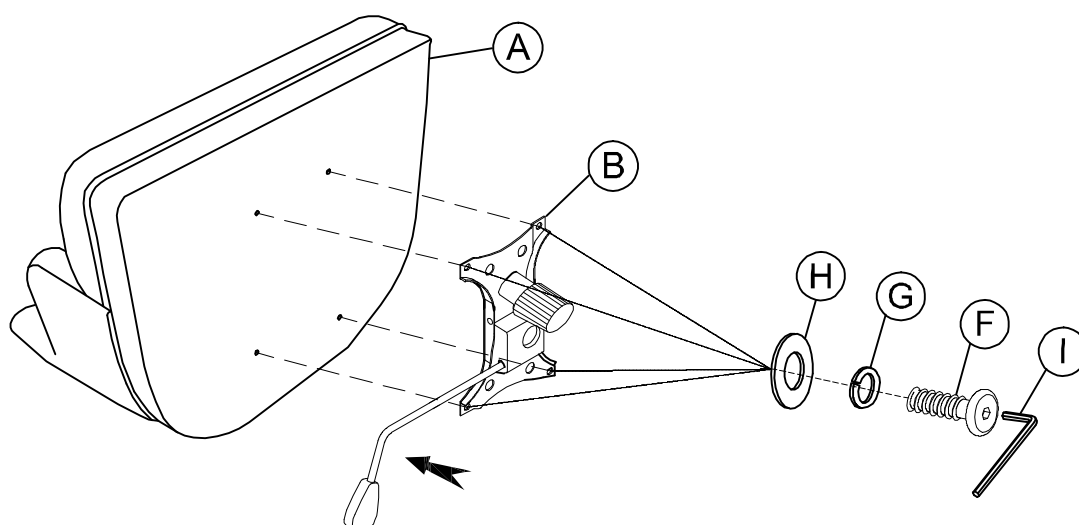
Note : Don't try to remove the WHITE button on the top of piston.



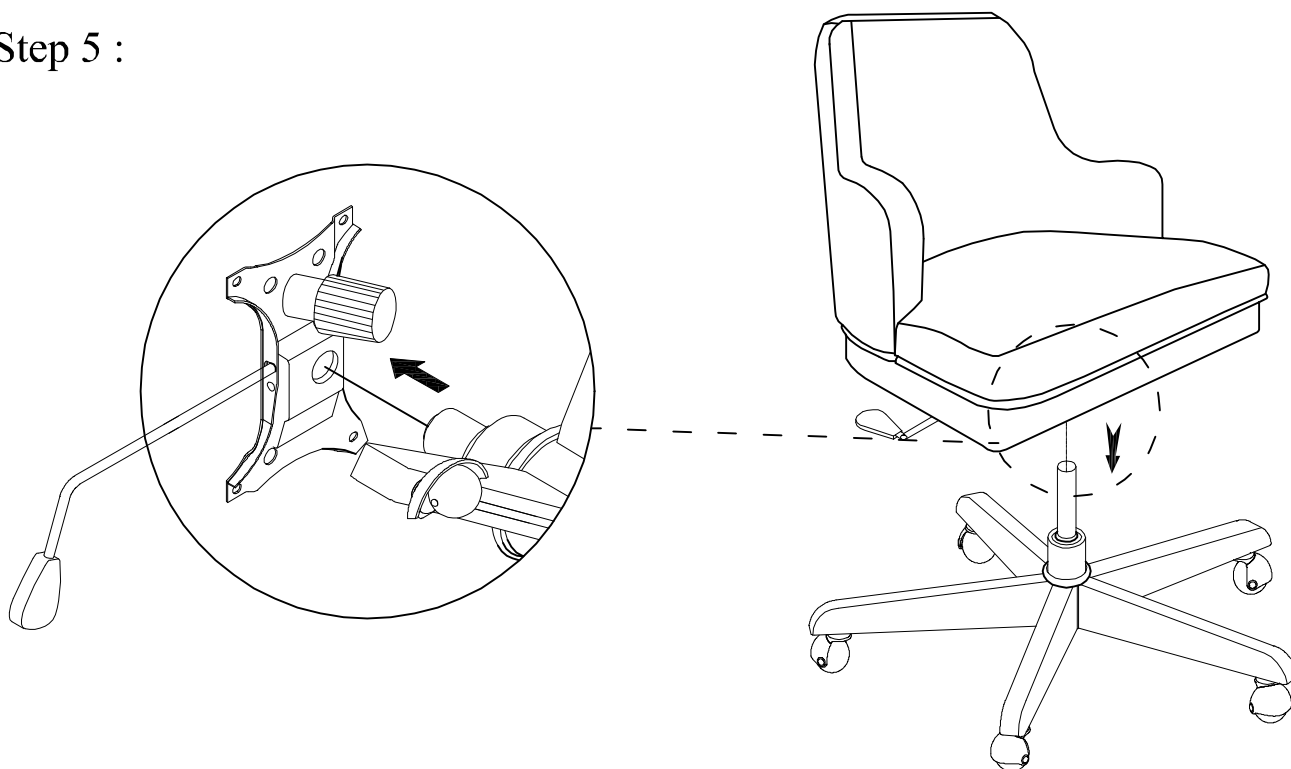
Step 3 :



Step 4 :



Step 5 :



Note: To prevent possible damage to some types of flooring, never roll casters on unprotected hardwood or vinyl flooring. The lift mechanism is in a locked position for shipping .To unlock, pull straight out on the handle, and then the lift cylinder can be activated by lifting the handle.