



ASSEMBLY INSTRUCTIONS
COASTER FINE FURNITURE



551511
ARMLESS CHAIR

REVISION 0 : 05/17/2019
REVISION 1 : 01 /09/2020
REVISION 2 : 03/13/2020

PAGE 1 OF 4

COASTERFURNITURE.COM

ITEM: 551511

ASSEMBLY INSTRUCTIONS



Assembly Instruction


- ASSEMBLY TIPS :**
- 1.Remove hardware from box and sort by size.
 - 2.Please check to see that all hardware and parts are present prior to start of assembly.
 - 3.Please follow attached instructions in the same sequence as numbered to assure fast & easy assembly.



- Warning !**
- 1.Do not attempt to repair or modify parts that are broken or defective. Please contact the store immediately.
 - 2.This product is for home use only and intended for commercial establishment.

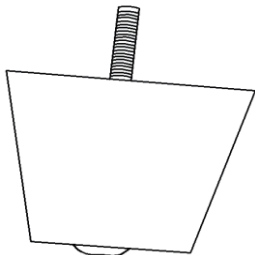
PARTS IDENTIFICATION

A




CHAIR 1PC

B



LEG 4PCS

C



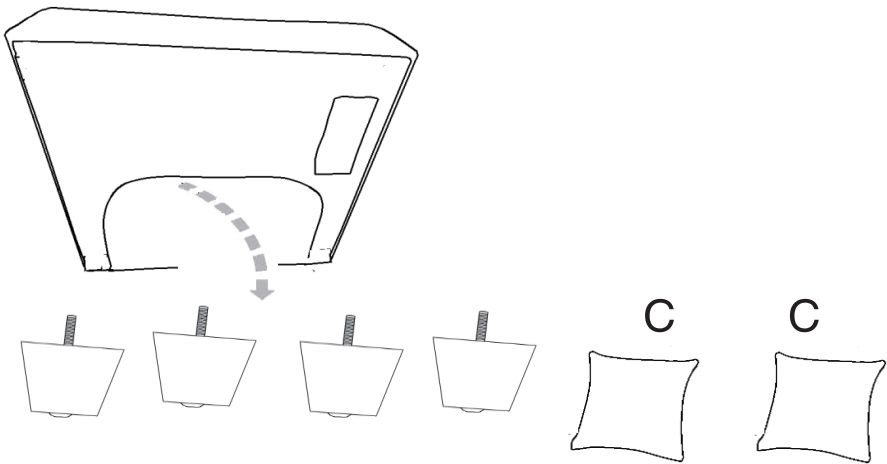
PILLOW 2PCS

ITEM: 551511

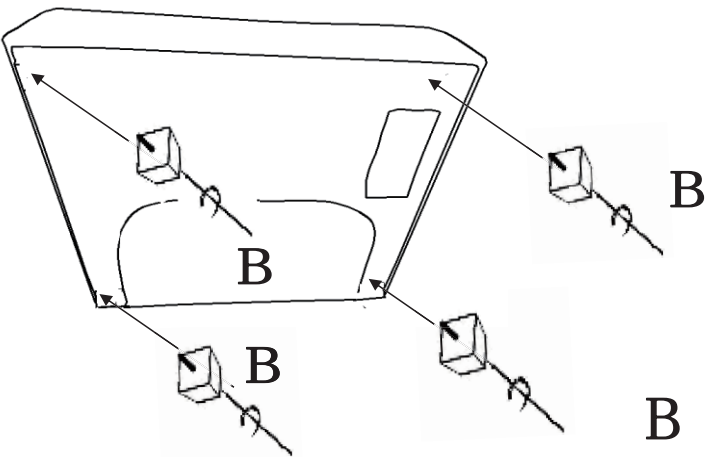
ASSEMBLY INSTRUCTIONS




STEP 1

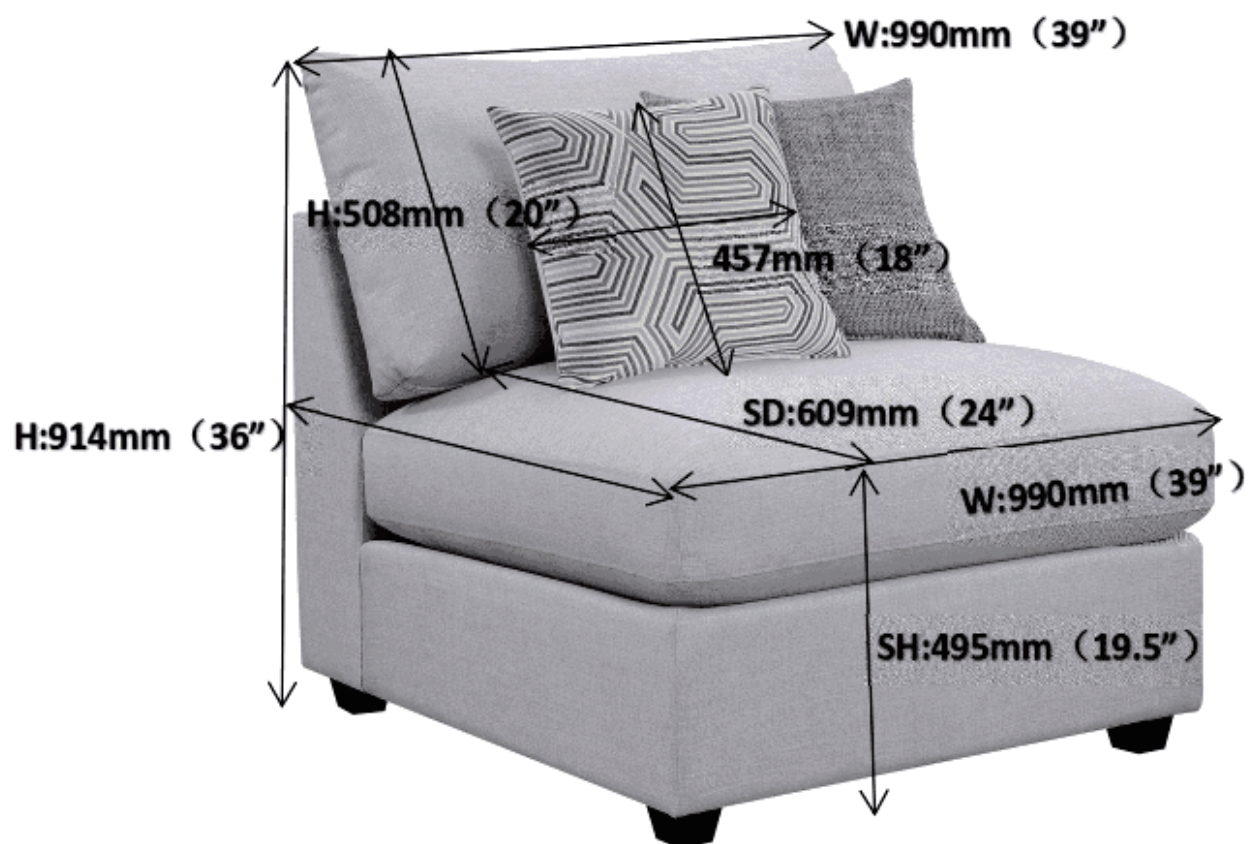


STEP 2



STEP 3





Note : Dimension tolerance $\pm 5\%$