


# DUT25401BHW



Front Control, Pocket Handle Dishwasher, 5 Programs, 48 dBA, Hardwired



CEE Tier 1

## GENERAL PROPERTIES

Style	Front Control
Finish	Black
Handle	Pocket Handle
Connectivity	–
Tub Type	Tall Tub
Tub and Door Liner	Stainless Steel
Control Type	Push Buttons
Toe Kick	Black Plastic
Leveling System	4 Leveling Legs

## EFFICIENCY

Energy Efficiency Class	Tier 1
ENERGY STAR® Certified	Most Efficient
Total Annual Energy Consumption (kWh)	234 kWh/year
Total Annual Water Consumption (g)	2.59 – 5.86 g/cycle

## PREMIUM TECHNOLOGY



### MOST EFFICIENT

Beko dishwashers are ENERGY STAR® Most Efficient. They save water and energy while exceeding the stringent cleanability Index required to receive this designation.



### FULL STAINLESS STEEL TUB

Our stainless steel interior not only resists hard water stains, spots, and corrosion, it's more durable, offers more noise cancellation, and supports higher temperatures than the plastic interiors found in other dishwashers.



### SANITIZE FUNCTION

The Sanitize function reaches higher temperatures, provides complete peace of mind, especially for cleaning baby bottles and feeding accessories.



# DUT25401BHW



Front Control, Pocket Handle Dishwasher, 5 Programs, 48 dBA, Hardwired

## FEATURES

Number of Wash Cycles	5
SilentTech™	48 dBA
CornerIntense®	–
Deep Wash	–
EverClean™ Filter	–
SelfDry	–
IonGuard	–
Drying System	Static
Interior Illumination	–
DMSF Overflow Protection	Yes
Turbidity Sensor	Yes
Delay Timer	Yes
Detergent & Rinse Aid Dispenser (with Indicator)	Yes
Flood Protection	Yes
Overflow Safety	Yes
Water Softener	–
Watertap Indicator	Yes
LED Spot (Light Indicator on Floor)	Yes
Interior High Loop with Air Gap	Yes
All-In-1 Tablet	Yes
ProSmart Inverter Motor	Yes
NSF®-Certified – Sanitize Option	Yes

## RACK SYSTEM

Full Size Third Rack	–
Easy Fold Lower Rack Tines	–
Cutlery Basket	Standard, Full-Size
Upper Rack	Standard, 2 Mug Shelves
Easy Fold Upper Rack Tines	–
Height-Adjustable Upper Rack	Yes, 3 Positions, When Loaded
Nylon Coated Racks	Yes

## CAPACITY

Number of Place Settings	14
--------------------------	----

## TECHNICAL INFORMATION

Watts (W)	1,400 W
Current (A)	12 A
Volts (V)	120 V
Frequency (Hz)	60 Hz
Power Cord Full Length	Yes
Power Cord Install Length from Edge of Unit When Facing the Door	4 ft.
Minimum Water Pressure (psi)	4.35 – 145
Length Discharge Hose	6 ft.

## DIMENSIONS & WEIGHT

Product H x W x D (in)	32 <sup>3</sup> / <sub>16</sub> x 23 <sup>9</sup> / <sub>16</sub> x 22 <sup>7</sup> / <sub>16</sub>
Required Cutout Dimensions (H x W x D)	34 x 24 x 24
Net Weight (lbs)	78.04

## ACCESSORIES (INCLUDED)

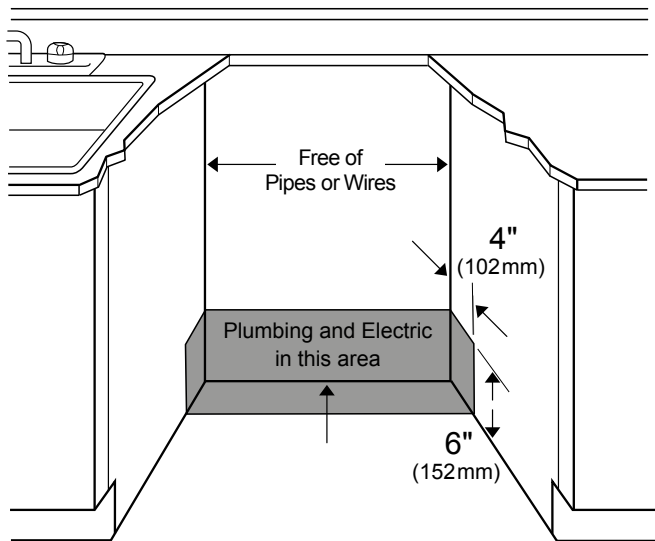
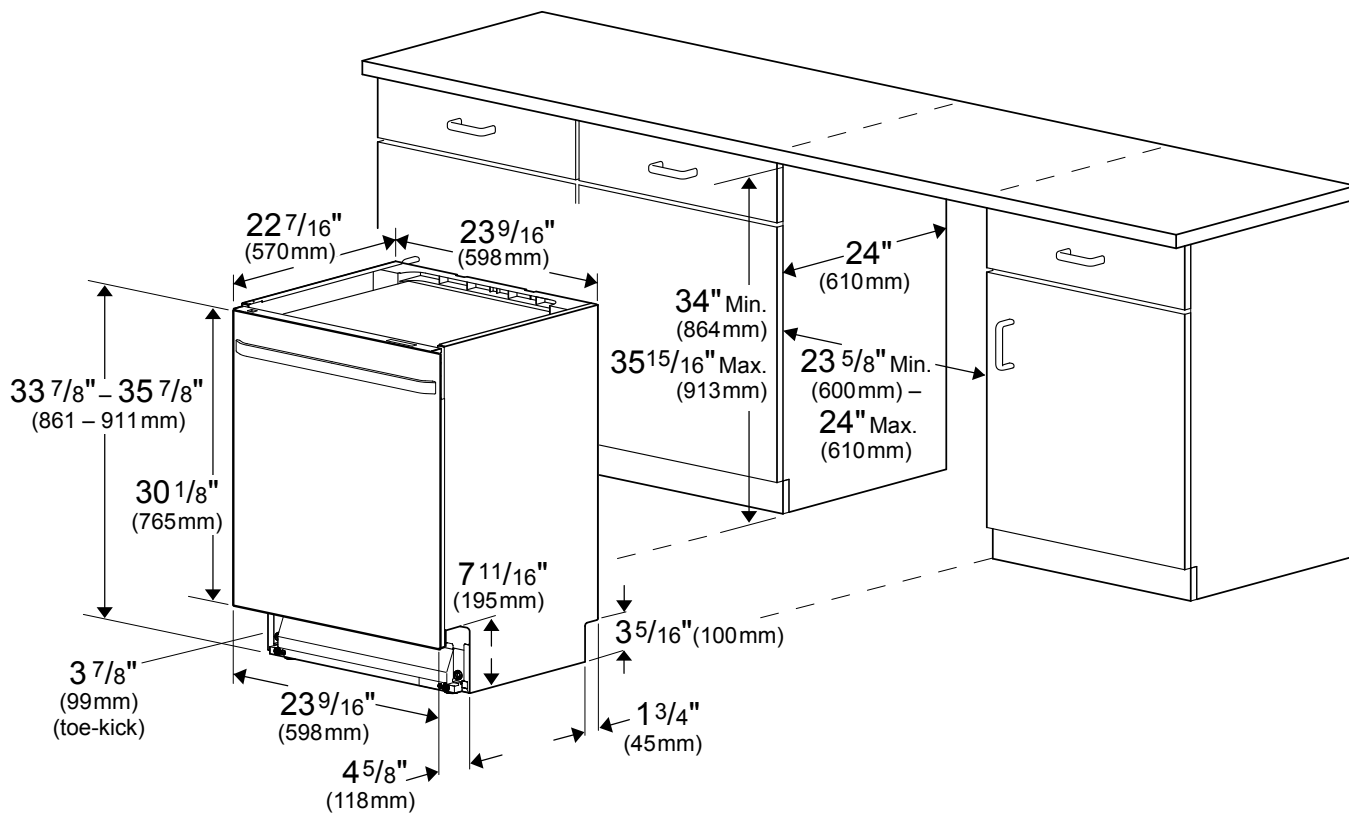
Installation Accessory Pack	1784430063
Toe Kick	1765810101
Junction Box for Hardwire Installation	1523160100
Stemware Rack	1752850100

## WARRANTY

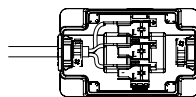
All Products	2-Year Full Warranty
ProSmart Inverter Motor	10-Year Warranty – Parts Only

# DUT25401BHW

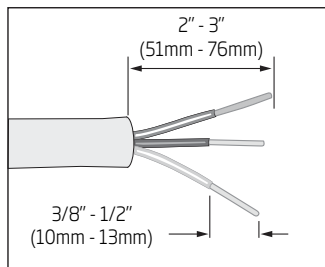
Front Control, Pocket Handle Dishwasher, 5 Programs, 48 dBA, Hardwired



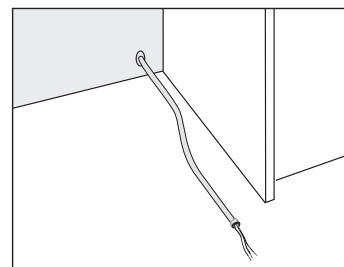
## HARDWIRE INSTALLATION



Direct connect box is shipped attached to the dishwasher.



Electrical supply cords must be a minimum #14AWG copper wire. The dishwasher is designed for an electrical supply of 120 V, 60 Hz, AC, connected to a dedicated, properly grounded electrical circuit with a fuse or breaker rated for 15 amperes.



Remove 2" - 3" (51mm–76mm) of house line wire from its outer casing and then remove 3/8"–1/2" (10mm - 13mm) of insulation from each wire.

NOTE TO THE INSTALLER: All height, width, and depth dimensions are shown in inches (as well as metric). Beko U.S., Inc. reserves the absolute and unrestricted right to change product materials and specifications, at any time, without notice. Please visit our website, [www.BekoAppliances.com](http://www.BekoAppliances.com), or call 888.352.2356 to verify the latest specifications with final dimensional data and other details prior to installation and making a cutout. Applicable product limited warranty information may be found in accompanying product materials, or you may contact your account manager for further details. Proper installation is the responsibility of the installer. Product failure due to improper installation is not covered under the Limited Warranty.