


ASSEMBLY INSTRUCTIONS COASTER FINE FURNITURE



Fine Furniture for every stage of life

551824RAF
RAF ARM CHAIR

ITEM: **551824RAF**

ASSEMBLY INSTRUCTIONS

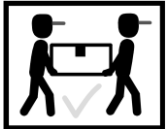
ASSEMBLY TIPS:

1. Remove hardware from box and sort by size.
2. Please check to see that all hardware and parts are present prior to start of assembly.
3. Please follow attached instructions in the same sequence as numbered to assure fast & easy assembly.



WARNING!

1. Don't attempt to repair or modify parts that are broken or defective. Please contact the store immediately.
2. This product is for home use only and not intended for commercial establishments.



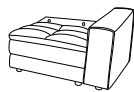
ASSEMBLY TIME

5 MINUTES



PARTS IDENTIFICATION

A CHAIR BASE



1PC

B BACKREST



1PC

C LEG



6PCS

D BACK CUSHION



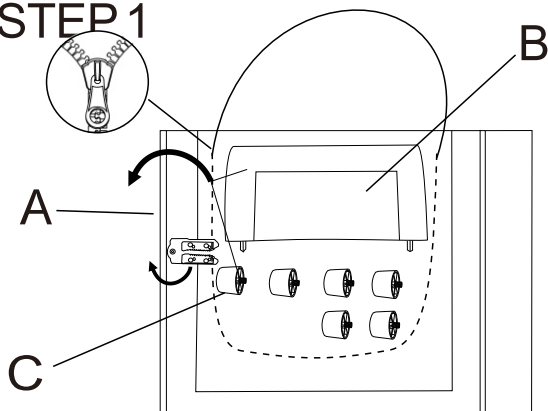
1PC

E PILLOW

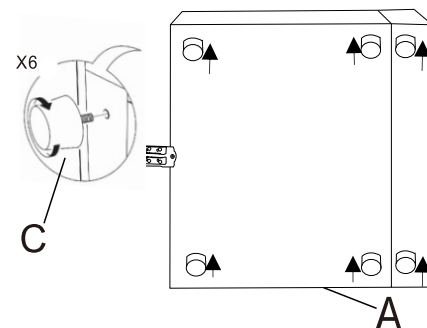


1PC

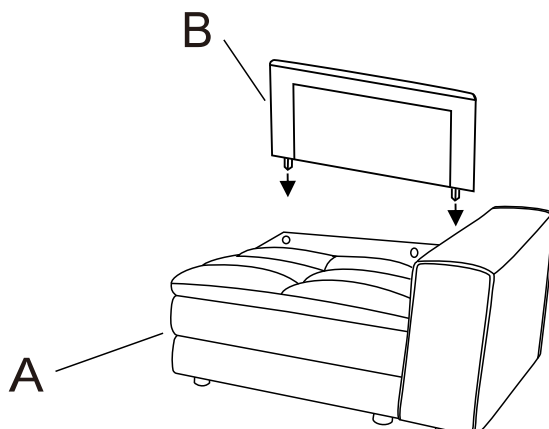
STEP 1



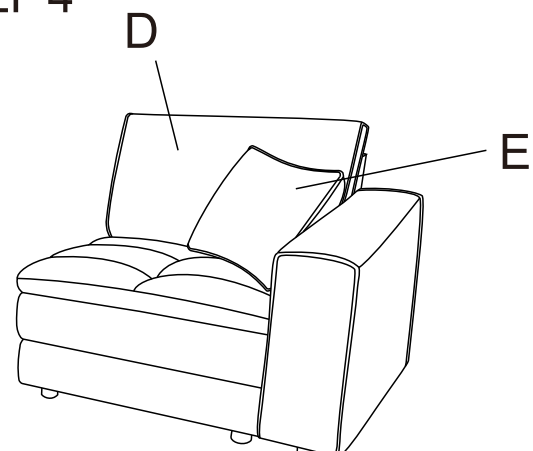
STEP 2



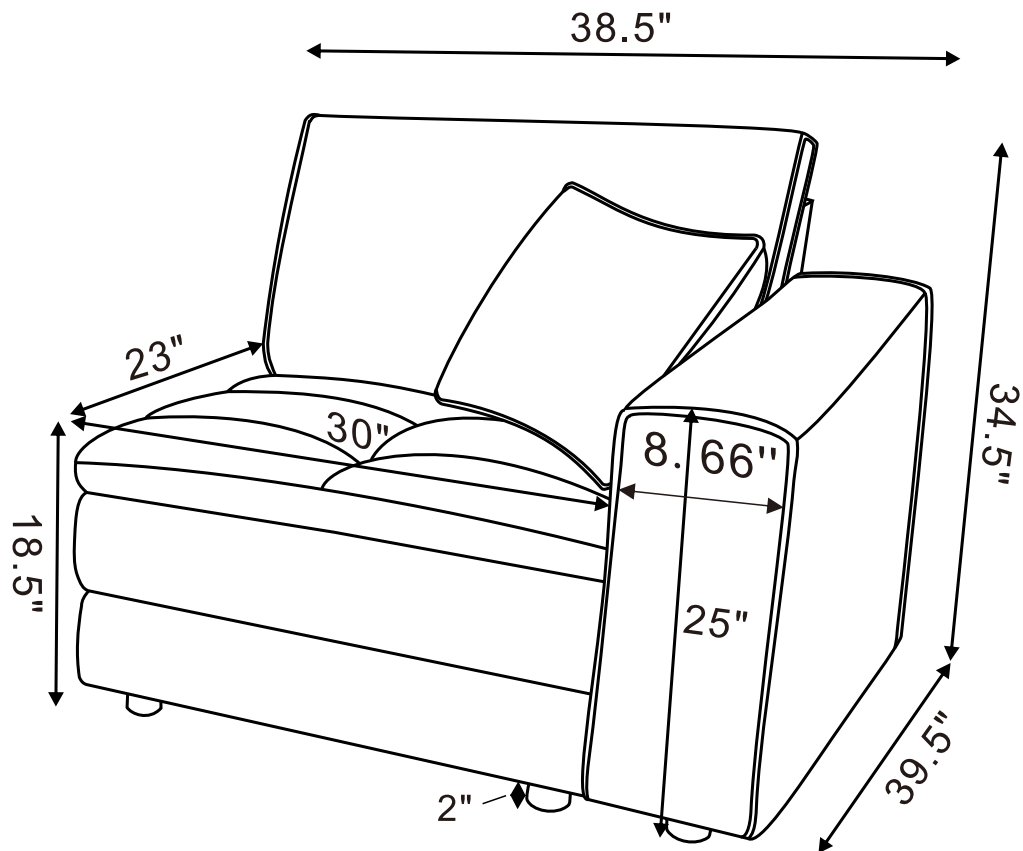
STEP 3



STEP 4



ITEM: **551824RAF**



Note: Dimension tolerance $\pm 5\%$