







# ASSEMBLY INSTRUCTIONS

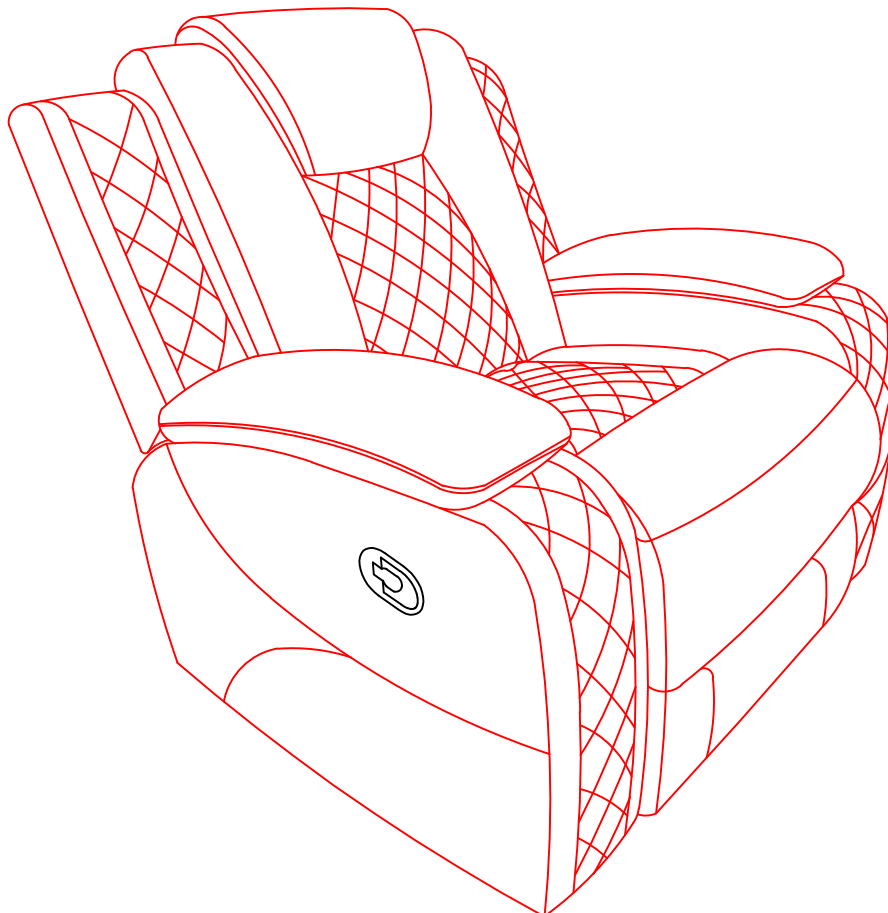
ORION COLLECTION

ITEM: U1769-13-BLK

DESCRIPTION : ORION GLIDER RECLINER - BLACK

Thank you for purchasing this quality product. Be sure to check all packing materials carefully for small parts, which may have come loose during shipment. Identify and count all items and compare with the parts list shown below. It is recommended to have two people during assembling and to remove the back and base of the furniture out from the box. **Please follow the drawings below to assemble the item**

Parts List			
NO.	DESCRIPTION	SKETCH	Q'TY
A	Seat		1 PC
B	Backrest		1 PC
C	Left ear		1 PC
D	Right ear		1 PC



All images shown are for illustration purpose only

# ASSEMBLY INSTRUCTIONS

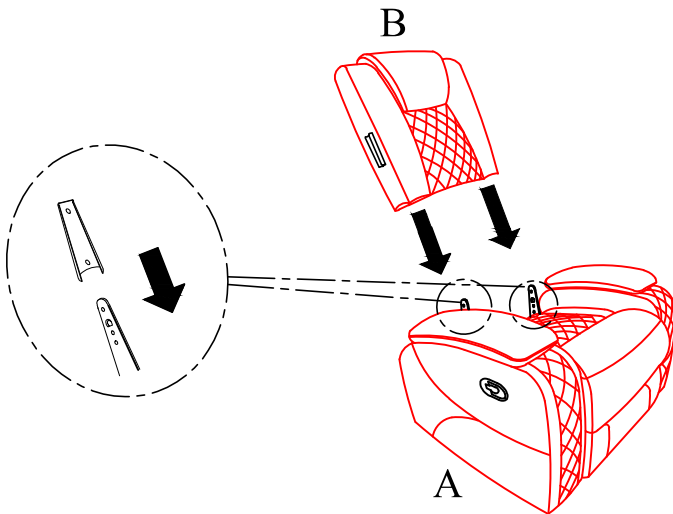
ORION COLLECTION

ITEM: U1769-13-BLK

DESCRIPTION : ORION GLIDER RECLINER - BLACK

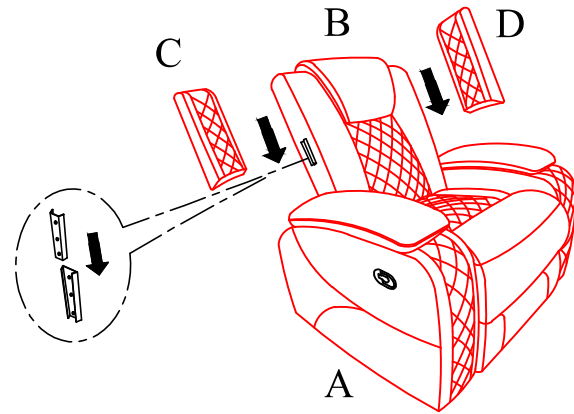
## Step 1:

Attach Backrest (B) to the Seat (A)



## Step 2:

Attach the Left ear (C) and Right ear (D) to Backrest (B)



## Step 3:

Open the footrest by pulling the handle

