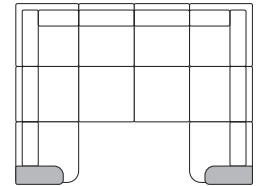




209
FABRIC
style

MODULAR



FEATURES:

- PILLOWS:** LAF/RAF Chair and Corner Chair: One style #12, 20" and one style #12, 18"
Armless Chair: One style #38, 12"x 30"
(see price list for additional pillows)
- BACK STYLE:** Loose pillow inside back
- LEGS:** The 209 features hidden, removable wooden legs on all pieces.
- WOOD FINISH:** The Console features an optional wood tray *(see price list for limited wood finish color options)*
- DESIGN NOTES:** The LAF/RAF Chair, Corner Chair, Armless Chair, Ottoman, and Console are finished on all sides.
The LAF/RAF Chair, Corner Chair, Armless Chair, Bump Chaise, and Console feature removable sectional connectors.
The Bump Chaise features a reversible cushion. Due to its design, fabric patterns will not be matched. Solids and textures are recommended.
The Console features a pop-up charging station and drawer.

DIMENSIONS:

		Width	Depth	Height	Inside Width	Seat Height	Seat Depth	Arm Height
209-34	LAF Chair	48	43	38	38	20	26	24
209-35	RAF Chair	48	43	38	38	20	26	24
209-36	Armless Chair	38	43	38	38	20	26	-
209-32	Corner Chair	43	43	38	26	20	26	-
209-71	Console <i>(shown on back)</i>	18	43	24	-	-	-	-
WC-101	Wood Console Tray <i>(shown on back)</i>	19	21	4	-	-	-	-
209-42B	Bump Chaise <i>(shown on back)</i>	48	43	20	-	20	-	-
209-40	Ottoman	38	38	20	-	-	-	-

LAF = Left Arm Facing, RAF = Right Arm Facing

All dimensions are approximate.
For more detailed information go to: www.smithbrothersfurniture.com



209 MODULAR GROUP

AVAILABLE PIECES | ONLY AVAILABLE IN FABRIC

SMITH BROTHERS
of B E R N E



LAF Chair
209-34



RAF Chair
209-35



Corner Chair
209-32



Armless Chair
209-36



Ottoman
209-40



Bump Chaise
209-42B



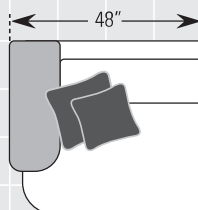
Console
209-71



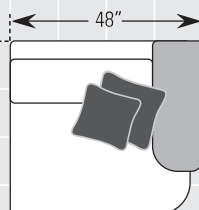
Wood Console Tray
WC-101 Pictured with Console

WEB VERSION:
Diagrams not to scale

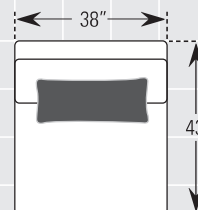
LAF = Left Arm Facing
RAF = Right Arm Facing



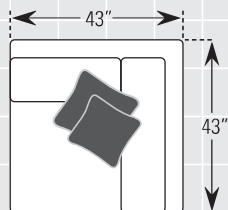
ITEM #34 LAF CHAIR
INSIDE WIDTH: 38"



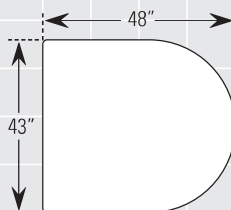
ITEM #35 RAF CHAIR
INSIDE WIDTH: 38"



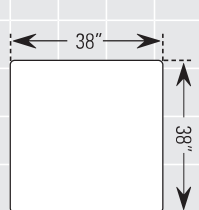
ITEM #36 ARMLESS CHAIR



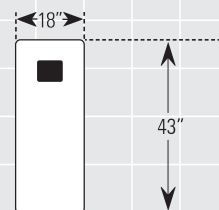
ITEM #32 CORNER CHAIR
INSIDE WIDTH: 26"



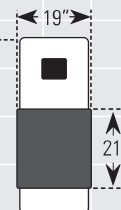
ITEM #42B BUMP CHAISE
HEIGHT: 20"



ITEM #40 OTTOMAN
HEIGHT: 20"



ITEM #71 CONSOLE
HEIGHT: 24"



ITEM #71 CONSOLE
WITH OPTION #WC-101
WOOD CONSOLE TRAY
HEIGHT WITH TRAY: 25"

COMMON DIMENSIONS

These dimensions are the same for all pieces in this group unless otherwise noted.

OVERALL HEIGHT	38"
SEAT HEIGHT	20"
SEAT DEPTH	26"
ARM HEIGHT	24"

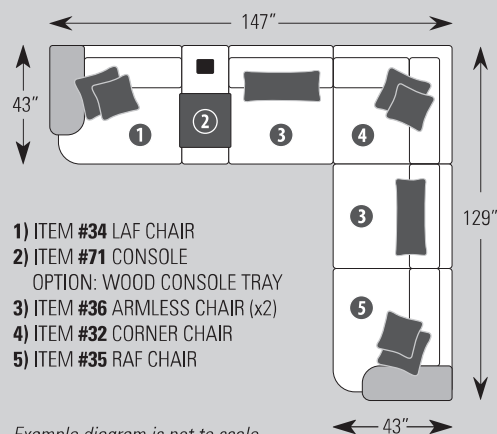


Standard Pillows

LAF/RAF Chair and Corner Chair: One Style #12, 20" and one Style #12, 18"
Armless Chair: One style #38, 12 x 30"

All dimensions are approximate and subject to change without notice.
Visit www.smithbrothersfurniture.com for more information.

EXAMPLE COMBINATION



- 1) ITEM #34 LAF CHAIR
- 2) ITEM #71 CONSOLE
OPTION: WOOD CONSOLE TRAY
- 3) ITEM #36 ARMLESS CHAIR (x2)
- 4) ITEM #32 CORNER CHAIR
- 5) ITEM #35 RAF CHAIR

Example diagram is not to scale.



209
FABRIC
style

VERSATILE STYLING

Combine pieces to create different looks in the 209 Modular Group.

MODULAR

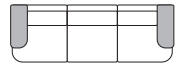


Make a Curvy Sofa

LAF Chair 209-34

Armless Chair 209-36

RAF Chair 209-35



Design a Minimal Sofa

Armless Chair 209-36 (x3)

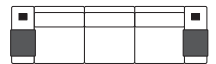


Build a Wide Track Sofa

Armless Chair 209-36 (x3)

Console 209-71 (x2)

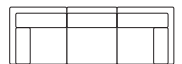
Shown with Wood Console Tray (WC-101) option



Create a Shelter Look

Armless Chair 209-36

Corner Chair 209-32 (x2)



Style a Modern Arm

Armless Chair 209-36

Corner Chair 209-32 (x2)

Shown with side pillows removed





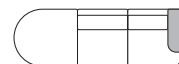
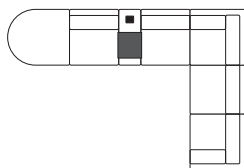
209

FABRIC
style

MODULAR



Bump Chaise 209-42B,
Armless Chair 209-36 (x3),
Console 209-71
OPTION: **Wood Console Tray** WC-101,
Corner Chair 209-32 (x2)



Bump Chaise 209-42B, **Armless Chair** 209-36, **RAF Chair** 209-35



The Corner Chair (-32) and Armless Chair (-36) are finished on all sides and designed to be floated in a room.

All pieces but the Ottoman (-40) are standard with sectional connectors which can be removed easily in the home.

Because the Bump Chaise (-42B) can be attached to either side of a sectional, it features both male and female sectional connectors. It has a reversible cushion that requires a visible zipper on the flat end (pictured above). Please note that fabric direction will not always line up, so patterns are not recommended.

The Console (-71) features a solid maple dovetail drawer and pop-up charging station with a 110 outlet, USB and USB-C ports.

The Wood Console Tray (WC-101) option is made from solid maple and can be ordered in limited wood finish color options (see price list).



For more detailed information go to: www.smithbrothersfurniture.com