

# 24" Bar Handle Dishwasher



300 Series – Stainless Steel SHX53DM5N



**SHX53DM5N**  
Stainless Steel

The 3rd rack provides the perfect space for silverware and large utensils while its V shape leaves room below for taller items.

## Features & Benefits

So quiet at 46 dBA, InfoLight® shines on the floor so you know the dishwasher is running.

With PrecisionWash®, intelligent sensors and precision spray arms target every item of every load, so dishes come out sparkling clean every time.

Enhance your cleaning experience with Wi-Fi enabled Home Connect®. Access additional wash cycles and options or choose the right one for your needs using Smart Cycle.

The Favorite button allows you to easily access your preferred cycle/option combination with 1 touch.

## General Properties

|   |   |
|---|---|
| Wash cycles (control panel)               | 5 (Heavy, Auto, Normal, Speed60 (1hr Wash), Favorite) |
| Additional wash cycles (in Home Connect®) | 3 (Delicate, Rinse, MachineCare)                      |
| Options (control panel)                   | 3 (Sanitize, Remote Start, Extra Dry)                 |
| Additional options (in Home Connect®)     | 2 (Half Load, Eco)                                    |
| dBA                                       | 46  |
| Wash system                               | PrecisionWash®  |
| Drying system                             | PureDry®  |
| Third rack                                | Standard 3rd Rack                                     |
| Rack adjustability                        | Rackmatic®  |
| Tub material                              | Stainless Steel                                       |
| Concealed water heating element           | Yes   |
| Leak protection system                    | 24/7 AquaStop®  |
| Home Connect® (Wi-Fi enabled)             | Yes   |
| NSF®-certified** sanitize option          | Yes   |
| Water softener                            | No  |
| Five-level wash                           | Yes   |
| Child Lock button suspension              | No  |
| Anti-Fingerprint Finish                   | Yes   |
| Special features                          | InfoLight®, Extra Dry Option                          |

## Efficiency

|                                 |         |
|---------------------------------|---------|
| Water usage per cycle           | 3.5 gal |
| ENERGY STAR® Certified          | No      |
| Total annual energy consumption | 269 kWh |

## Capacity

Number of place settings 16

## Technical Details

|  |                           |
|--|---------------------------|
| Watts  | 1440 W                    |
| Current  | 12 Amps                   |
| Volts  | 120 V                     |
| Frequency  | 60 Hz                     |
| Power cord full length   | 67"                       |
| Power cord install length from edge of unit when facing the door | Left – 45"<br>Right – 56" |
| Minimum water pressure   | 14 lb/sin                 |
| Length outlet hose   | 78 3/4"                   |

## Dimensions & Weight

|                                      |                              |
|--------------------------------------|------------------------------|
| Overall appliance dimensions (HxWxD) | 33 7/8" x 23 9/16" x 23 3/4" |
| Required cutout size (HxWxD)         | 33 7/8" x 24" x 24"          |
| Adjustable feet                      | Yes                          |
| Net weight                           | 81 lbs                       |

## Accessories—Optional

|  |            |
|--|------------|
| Junction Box                                 | SMZPCJB1UC |
| Junction Box + Supply Hose Kit               | SMZ3IN1UC  |
| Bosch Dishwasher Water Supply Hose           | SMZSH1ABUC |
| Drain Hose Extension Kit                     | SGZ1010UC  |
| Edge Protector + Power Cord Clip Install Kit | SMZEPCC1UC |



\*Certification to NSF/ANSI Standard 184 for residential dishwashers

**Accessories:** To purchase Bosch accessories, cleaners & parts please visit [www.bosch-home.com/us/store](http://www.bosch-home.com/us/store) or call 1-800-944-2904 (Mon to Fri 5 am to 6 pm PST, Sat 6 am to 3 pm PST).

**Notes:** All height, width and depth dimensions are shown in inches. BSH reserves the absolute and unrestricted right to change product materials and specifications, at any time, without notice. Consult the product's installation instructions for final dimensional data and other details prior to making cutout.

**Warranties:** Please see Use & Care manual or Bosch website for statement of limited warranty.

**For more information on our entire line of products, go to [www.bosch-home.com/us](http://www.bosch-home.com/us) or call 1-800-944-2904**

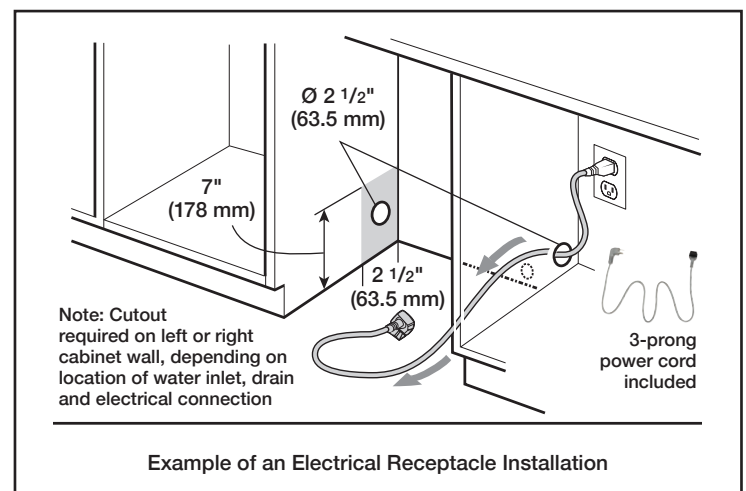
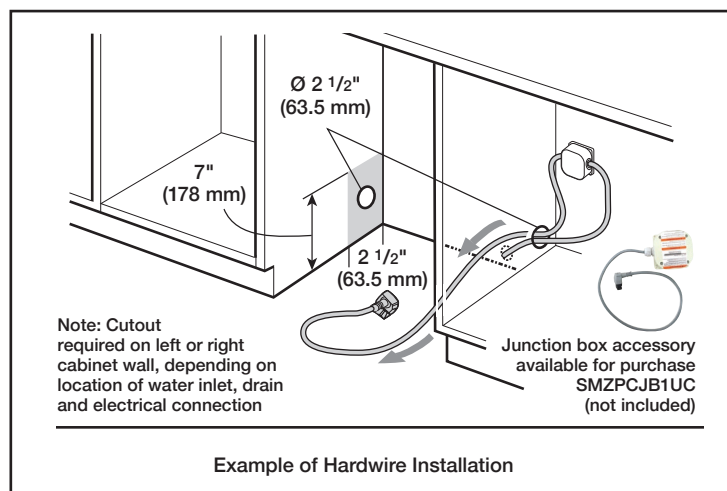
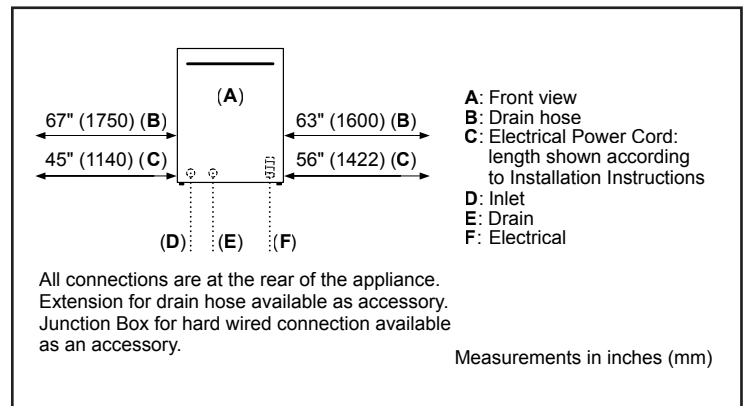
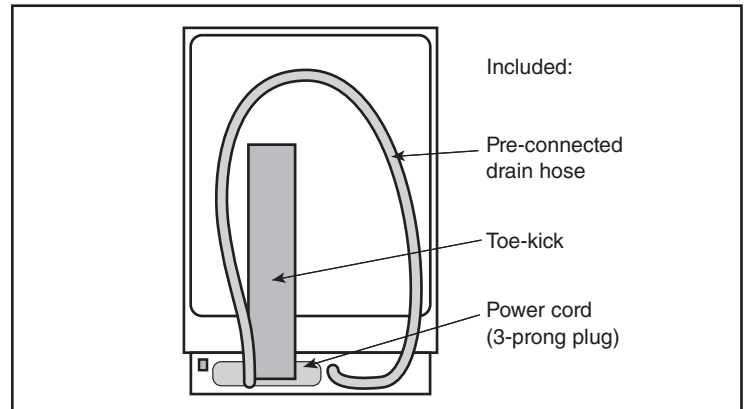
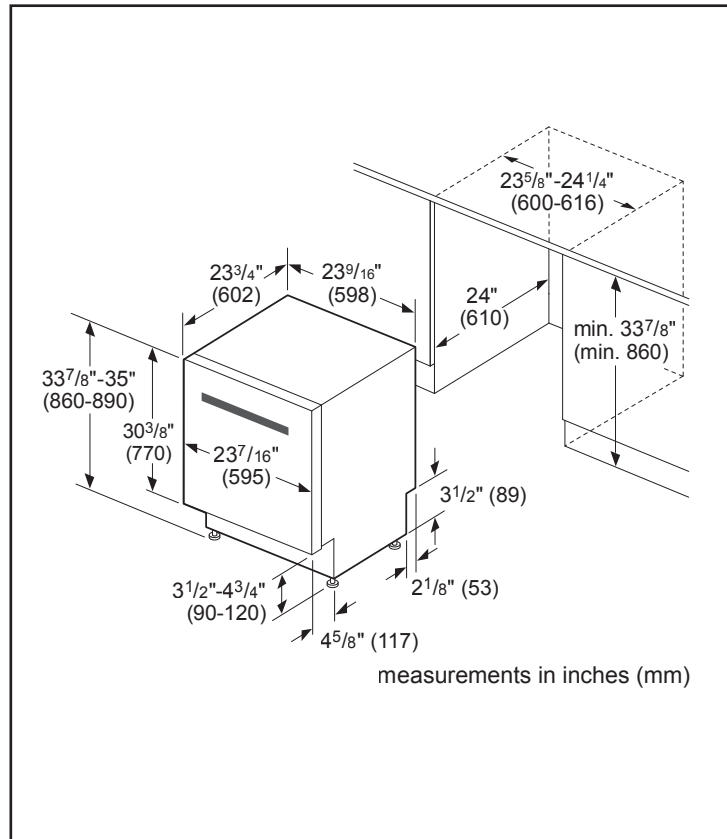
© BSH Home Appliances Corporation. All rights reserved. Bosch is a registered trademark of Robert Bosch GmbH.

# 24" Bar Handle Dishwasher



300 Series – Stainless Steel SHX53DM5N

## Installation Details



**Accessories:** To purchase Bosch accessories, cleaners & parts please visit [www.bosch-home.com/us/store](http://www.bosch-home.com/us/store) or call 1-800-944-2904 (Mon to Fri 5 am to 6 pm PST, Sat 6 am to 3 pm PST).

**Notes:** All height, width and depth dimensions are shown in inches. BSH reserves the absolute and unrestricted right to change product materials and specifications, at any time, without notice. Consult the product's installation instructions for final dimensional data and other details prior to making cutout.

**Warranties:** Please see Use & Care manual or Bosch website for statement of limited warranty.

**For more information on our entire line of products, go to [www.bosch-home.com/us](http://www.bosch-home.com/us) or call 1-800-944-2904**

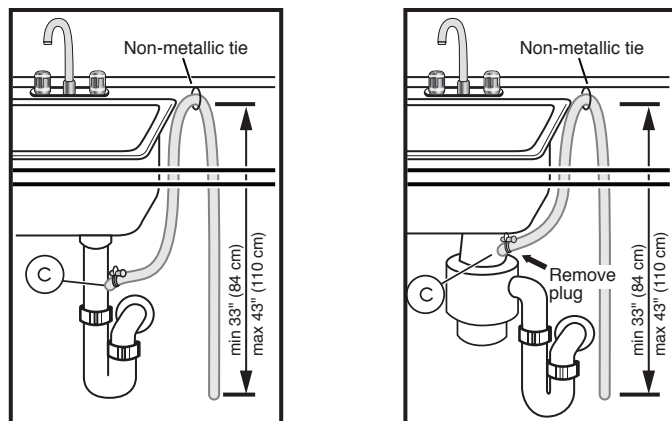
© BSH Home Appliances Corporation. All rights reserved. Bosch is a registered trademark of Robert Bosch GmbH.

# 24" Bar Handle Dishwasher



300 Series – Stainless Steel SHX53DM5N

## Installation Details



Note: Plumbing installations will vary - refer to local codes. Drain hose included is 79" (201 cm) and can be extended to a maximum of 155 3/4" (396 cm).

Always use the approved drain hose extension kit (SGZ1010UC).

Ensure a portion of the drain hose is raised between min. 33" (84 cm) and max. 43" (110 cm) above the cabinet floor.

**Accessories:** To purchase Bosch accessories, cleaners & parts please visit [www.bosch-home.com/us/store](http://www.bosch-home.com/us/store) or call 1-800-944-2904 (Mon to Fri 5 am to 6 pm PST, Sat 6 am to 3 pm PST).

**Notes:** All height, width and depth dimensions are shown in inches. BSH reserves the absolute and unrestricted right to change product materials and specifications, at any time, without notice. Consult the product's installation instructions for final dimensional data and other details prior to making cutout.

**Warranties:** Please see Use & Care manual or Bosch website for statement of limited warranty.

**For more information on our entire line of products, go to [www.bosch-home.com/us](http://www.bosch-home.com/us) or call 1-800-944-2904**

© BSH Home Appliances Corporation. All rights reserved. Bosch is a registered trademark of Robert Bosch GmbH.