

# DW8220



Product Family	Dishwashers
Commercial height	82 cm
Installation	Fully-integrated built-in
N° baskets	3, Flexi
EAN code	8017709354251



## Programs



N. of programmes	10	Express 60°	Yes
Washing temperatures	30, 50, 55, 70, 75 °F	Delicate	Yes
Express 27'	Yes	Normal	Yes
Auto sensor 45-65	Yes	Rinse	Yes
Intense	Yes	Eco express	Yes
Self clean	Yes	Pots & Pans	Yes

## Options



Dry Assist+ option	Yes	1/2 load FlexiZone option	Yes
Delay timer option	Up to 24 hours	Special programs option	Yes

## Baskets



Basket colour	Grey	Lower basket accessories	MultiLoad
Upper Basket	With 1 foldable rack	Lower basket with anti-drip inserts	Yes
Height adjustment of the upper basket	On three levels (5 cm)	Colour Inner Components	Sage Leaf
Largest loadable dish in upper basket	25,0 inches	Cutlery basket	13 place settings sliding
Lower Basket	With 2 foldable racks		

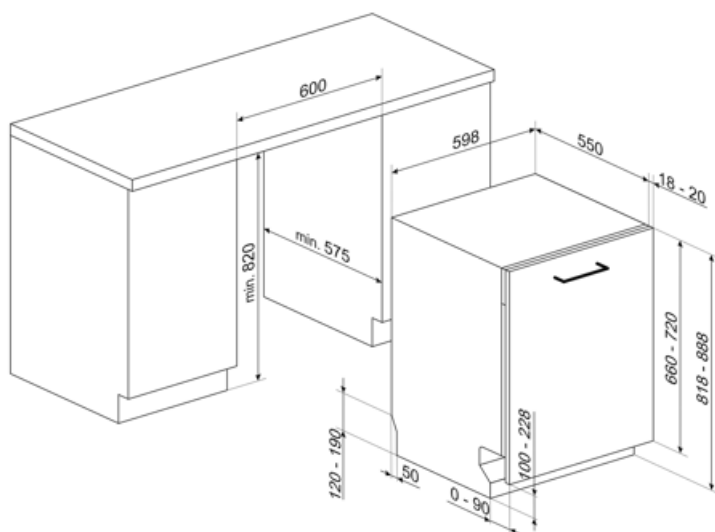
## Technical Features



<b>Width (mm)</b>	23 9/16 "	<b>Turbidity sensor</b>	Yes
<b>Depth (mm)</b>	21 7/16 "	<b>Aquatest</b>	
<b>Display type</b>	LED display (3 digit)	<b>Flood protection system</b>	Single Acquastop
<b>Product Height (mm)</b>	32 3/16 "	<b>Max water hardness</b>	100°FH;58°dH
<b>Display</b>	Delayed start, Programme time indicator	<b>Drying system</b>	Natural condenser drying, with Dry Assist + automatic door opening system at the end of the cycle
<b>On/off indicator</b>	Yes	<b>Tub material</b>	Stainless steel
<b>Salt light indicator</b>	Light	<b>Filter</b>	Stainless steel
<b>Rinse aid indicator</b>	Light	<b>Concealed heating element</b>	Yes
<b>Progress indicator</b>	Yes	<b>Hinges</b>	Self balancing, Sliding, FLEXIFIT
<b>End of cycle indicator</b>	Acoustic signal	<b>Min. and max. frontal panel weight</b>	2 - 11 lbs
<b>Auto switch-off</b>	Yes	<b>Min. and max plinth height</b>	50 - 215 mm
<b>Washing system</b>	Orbital	<b>Adjustable feet</b>	7cm, from 820 to 890 mm
<b>Third spray arm</b>	Single	<b>Additional gaskets</b>	Yes
<b>Water softener</b>	With electronic setting	<b>Back cover</b>	Yes

## Electrical Connection

<b>Connected power</b>	1100 W	<b>Type of connection</b>	Single-phase
<b>Current</b>	13 A	<b>Power supply cable length</b>	140 "
<b>Voltage</b>	115 V	<b>Plug</b>	(B) NEMA 5-15P
<b>Frequency (Hz)</b>	60 Hz		



## Compatible Accessories



**KIT82SPRAN**



**KIT82SPRMW**

**KITFLEXI**




**KITJBDW**



**KITPL60B**

Toekick Kit in White colour with adjustable height and deepness. Can be installed over all the fully integrated and underbench models with variable fulcrum or flexifit hinges.



**KITPL60N**

Toekick Kit in Black colour with adjustable height and deepness. Can be installed over all the fully integrated and underbench models with variable fulcrum or flexifit hinges.



**KITPL60X**

Toekick Kit in Stainless Steel with adjustable height and deepness. Can be fitted over all the fully integrated and underbench models with variable fulcrum or flexifit hinges.

























**KITPLV2**

Kit extension for dishwasher and washing machine: lenght mt. 2



## Symbols glossary

	Acquastop: Some Smeg dishwashers are equipped with a simple Acquastop: float sensor in the bottom which is necessary to prevent an accidental leakage of water inside the appliance.		The Aquatest sensor is an electronic sensor that measures the degree of water transparency at the end of the initial soaking phase. Based on the values measured, the sensor sets the most suitable programme, thus obtaining the best washing results with the minimum amount of water.
	To improve the drying of dishes without leaving stains.		82 cm high
	Delay Timer: Option to postpone the start of the desired programme by up to 24 hours in order to programme the dishwasher to run at the desired time.		The FlexiFit hinges allow the kitchen panel to slide over the dishwasher door, allowing a minimum kitchen plinth height of 5 cm.
	FlexiZone: The 1/2 load flexizone allows you to wash a reduced load saving energy, water and time and there are no restrictions on where the items are placed.		Smeg's evolution towards more intelligent and eco-friendly models has led to the choice of Inverter technology, which significantly reduces consumption.
	Noise Level: Excellent insulation and special devices keep noise to a minimum.		Orbital wash system distributes water evenly throughout the 60cm dishwasher cavity, directing water with precision to ensure an excellent wash.
	Auto 45°- 65°: The auto programme regulates the length of a cycle depending on the need for a pre-wash and the number of rinses required.		Delicate: Delicate washing program is designed for delicate dishes which are not heavily soiled.
	PRG_RINSE_72dpi		Express 27': The Express 27' programme is a quick wash cycle, at low temperatures, for lightly soiled dishes.
	Ultraclean: The Ultraclean option performs a final rinse at a high temperature of 70°C eliminating virtually all bacteria.		15 place settings: Number of place settings.
	System WaterSave ensures the best washing results with minimal water consumption depending on the model of dishwasher.		...
	Dishwasher cleaning cycle. The cycle should be started with the machine empty, without dishes. It is recommended to run the program every 2-3 months, using special dishwasher detergents.		SILENT: Wash cycle suitable for normally soiled dishes, even with dried-on residues. Ensures maximum noise reduction and is therefore ideal if you wish to run it during the night.
	Allows you to enable additional programs when selected together with any wash cycle. After having selected the required wash cycle, press the button (		The Dry Assist + option, in addition to saving energy, ensures perfect drying of the dishes by opening the door automatically at the end of the washing cycle.