



ASSEMBLY INSTRUCTIONS

GROUP NO. : NX6001BR-SF

DESCRIPTION : Manual SOFA with flip back







PAGE: 1 OF 1

Read instructions carefully prior to assembly.

Thank you for purchasing this quality product. Check carefully for small parts which may have come loose during shipment. Remove all components from pack and place top down on soft surface such as carpet or cloth to prevent scratching the finish. Identify and count all parts as specified below.

It is recommended to use two or more person during the assembly process.

PARTS LIST:

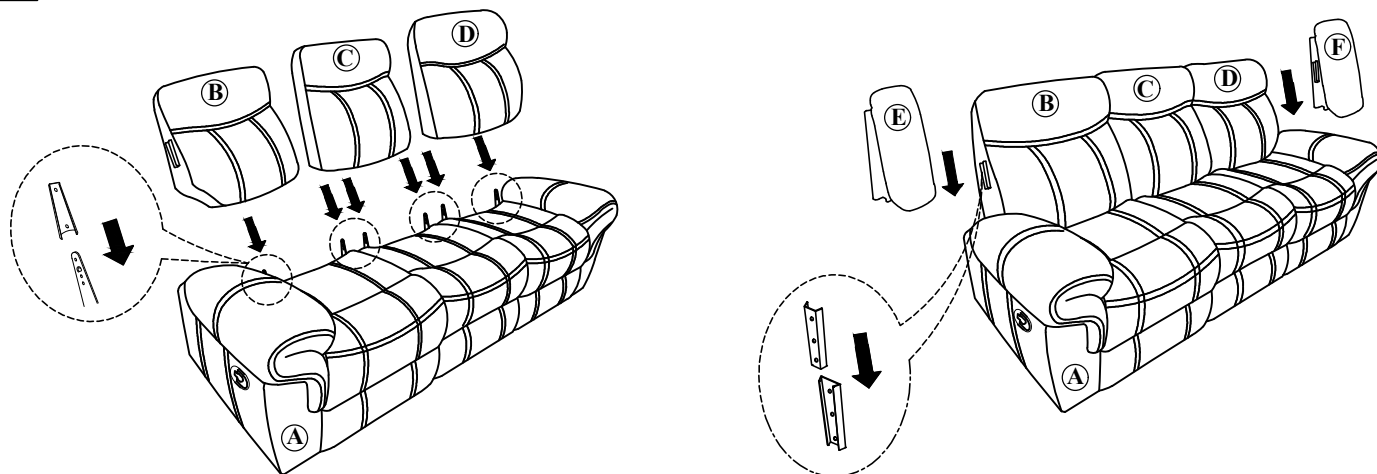
NO.	DESCRIPTION	SKETCH	Q'TY
A	Seat Body		1 PC
B	Left Backrest		1 PC
C	Middle Backrest		1 PC
D	Right Backrest		1 PC
E	Left wing		1 PC
F	Right wing		1 PC

Important note:

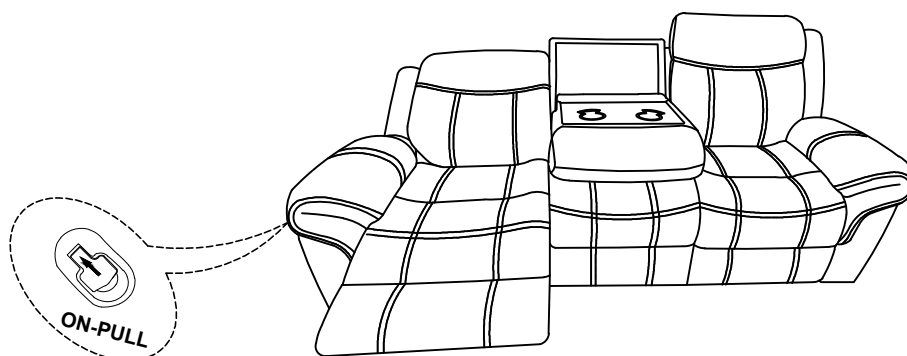
1. Carefully open and break seal of bag for backrest and seat cushions. Please let cushions fully expand for 24 HRs before putting seat covers on seat cushions.

2. After expansion insert seat cushion into seat cover and carefully zip closed.

Step 1:



Step 2:



Cleaning instructions: Clean with the soft cloth

Made in Vietnam