

CC70F30S2DAA

SAMSUNG

30" Induction Cooktop with Anti-Scratch Matte Glass and Sync Elements



Signature Features

E-Star Certified

Save energy but still cook your food effectively. The cooktop has been independently evaluated against strict power consumption specifications and ENERGY STAR® certified for its outstanding energy efficiency. So it is proven to use less energy, without sacrificing performance or functionality.

Anti-Scratch Glass

Anti-Scratch Glass has a high hardness rating and can withstand 1.5x more pressure without scratching compared to normal glass. Also its matte black finish also gives it a premium look that will blend in harmoniously with contemporary kitchen interiors. It also has anti-fouling coating so if there is any spilled food, sauce splatters or grease stuck on the surface you can simply wipe the mess away easily.

4.3kW Power Burner & Sync Burner

Cook consistently flavorful food fast with the powerful 4.3kW Induction Cooktop. It's ideal for sautéing and searing meat or boiling water in a flash. A 7" Sync Burner lets you control two burners with one control to create one large cooking zone.

Available Colour



Black



Anti-Scratch Glass



4.3kW Power Burner & Sync Burner

Features

- 4-Element Cooktop with Sync Element
- Anti-Scratch Matte Glass Cooktop
- Digital Touch Controls
- 15 Power Levels + Boost Mode

Convenience

- Wi-Fi Connectivity
- Hot Surface Indicator Light
- Safety Shutoff
- Pause
- Quick Stop
- Simmer
- Countdown Timer

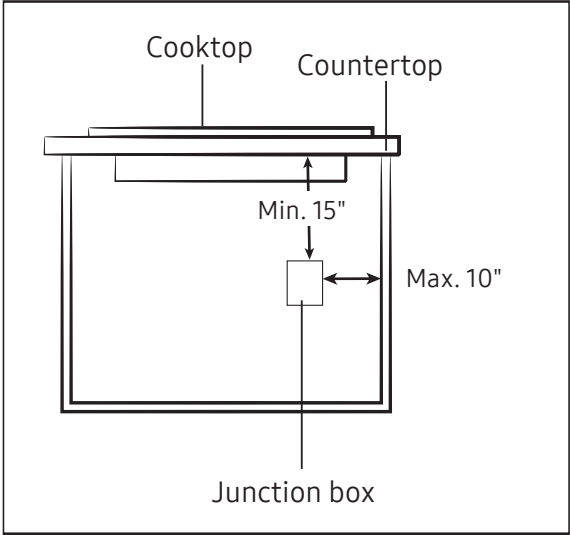
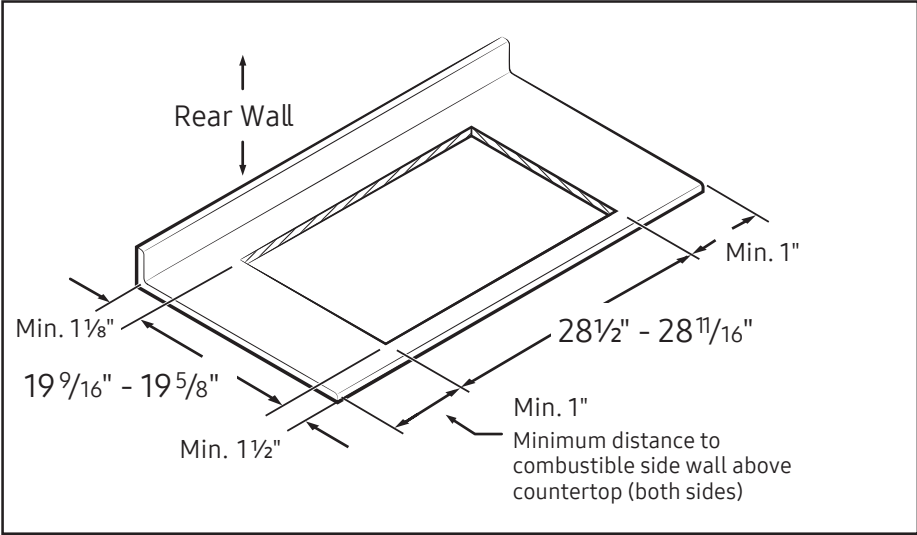


ADA Compliant

30" Induction Cooktop with Anti-Scratch Matte Glass and Sync Elements

Installation Specifications

Countertop cutout and minimum clearance dimensions:



Total Power (BTU)

7.1 kW

Power Source

240V / 60 Hz / 30A

4-Element Induction Cooktop

- Left Front: 7", 1.8 kW (Boost - 2.3 kW)
- Left Rear: 7", 1.8 kW (Boost - 2.3 kW)
- Left Sync Burner (Front + Rear): 7" x 15", 3.4 kW (Boost - 3.6 kW)
- Right Front: 7", 1.2 kW (Boost - 1.5 kW)
- Center: 11", 2.3 kW (Boost - 4.3 kW)

Warranty

One (1) Year All Parts and Labor

Product Dimensions & Weight (WxHxD)

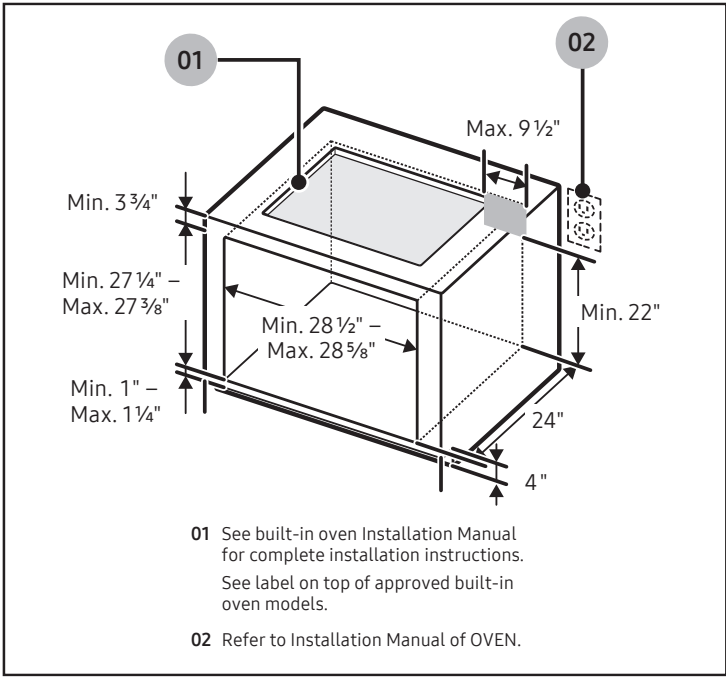
Outside (Max Cooktop Dimensions): 30" x 4 1/8" x 21 1/4"
Cooktop Cut-Out Dimensions: 28 1/2" - 28 11/16" x 4 1/8" x 19 9/16" - 19 5/8"
Weight: 37 lbs

Shipping Dimensions & Weight (WxHxD)

Dimensions: 34 1/4" x 8 1/2" x 25 1/8"
Weight: 41.4 lbs

Colour	Model #	UPC Code
Black	CC70F30S2D	887276990309

Installing Over a Single Oven



Dimensions

