

DEC1850FI



FEATURES

ClearSight® LED lighting system fully illuminates the interior and reduces shadows.

Sleek stainless accents trim the interior, matching the sophistication of the exterior

Easily customize settings with the tap of a finger via the conveniently accessible touch control panel

Night Mode optimizes the interior lighting based on the detected ambient light, reducing the brightness by 90% in dim environments

Position adjustable door shelves at various heights to accommodate assorted items

Fresh-tasting, filtered ice ready on demand; activate Max Ice Mode to temporarily increase ice production

Locks in cold air with a magnetic door seal system

Wi-Fi enabled for convenient remote access using your mobile device or smart home system

Sub-Zero offers an industry-leading full two-year warranty on appliances, along with a full five-year sealed system warranty

Accepts custom panels for an integrated look within cabinetry or stainless-steel accessory panels and handles to match other Sub-Zero, Wolf, and Cove products*

ACCESSORIES

Reduced Toekick Divider

Stainless Steel Side Panel

Water Filter

Dual Installation Kits

Stainless Steel Dual Installation Kickplates

Stainless Steel Door Panels With Pro Handle

Stainless Steel Door Panels With Tubular Handle

Stainless Steel Pro and Tubular Handles

Accessories are available through an authorized dealer. For local dealer information, visit subzero-wolf.com/locator.



HANDLE ACCESSORIES

PRO



TUBULAR



PRODUCT DETAILS

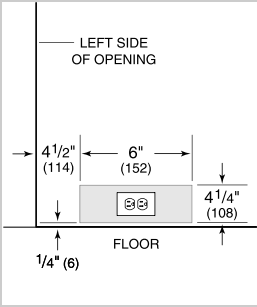
FREEZER

- LED freezer lights
- 4 freezer shelves (3 adjustable; 1 stationary)
- 2 storage drawers
- 5 adjustable door bins
- Ice drawer with automatic ice maker

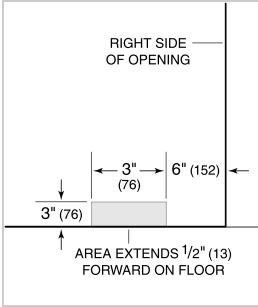
PRODUCT SPECIFICATIONS

Model	DEC1850FI
Dimensions	18"W x 84"H x 24"D
Freezer Capacity	8.8 cu. ft.
Weight	285 lbs
Electrical Supply	115 VAC, 60 Hz
Electrical Service	15 amp dedicated circuit
Plumbing Supply	1/4" OD copper, braided stainless steel or PEX tubing
Plumbing Pressure	35–120 psi

ELECTRICAL



PLUMBING




NOTE: The electrical outlet must be positioned with the grounding prong to the right of the thinner blades.

PANEL SPECIFICATIONS For complete panels specifications including width/height, weight requirements and thickness requirements visit subzero-wolf.com/reveal.

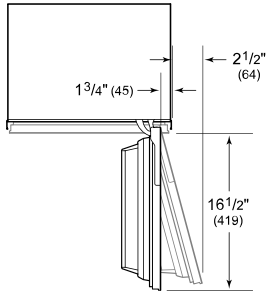
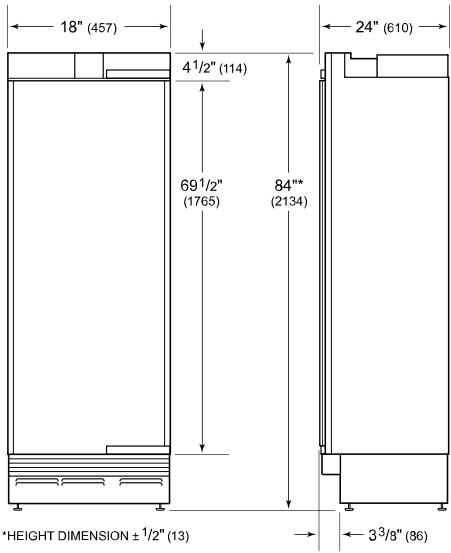
NOTE: Dimensions in parenthesis are in millimeters unless otherwise specified

INTERIOR VIEW

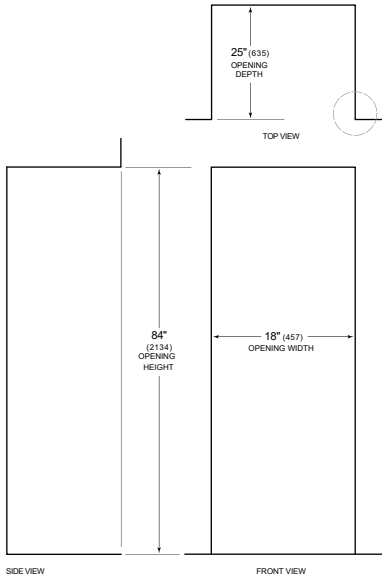


This illustration is intended for interior reference only and may not represent the exterior of the model being specified.

DIMENSIONS



STANDARD INSTALLATION



NOTE: 3 1/2" (89) finished returns will be visible and should be finished to match cabinetry.

