

DEU1550BG



FEATURES

- Fully customizable exterior—accepts custom panels for an integrated look within cabinetry or stainless-steel accessory panels and handles to coordinate with other Sub-Zero, Wolf, and Cove appliances
- Seamlessly integrating anywhere, an undercounter beverage center adds comfort to your master suite, creates a corner for libations in the study—the options are endless
- Flexible storage options with three adjustable glass shelves
- Intuitive, on-door touch control panel offers ergonomic, convenient access to settings
- Nano coating lines the perimeter of each glass shelf to create a hydrophobic barrier that helps contain spills
- UV-resistant glass door protects food and beverages from harmful light that hastens spoilage
- Magnetic door seals lock in cold air to ensure freshness and provide superior energy efficiency
- Offers precise temperature control within one degree of setpoint, preserving wine, craft beer, dairy, produce, and other perishables at their optimal temperature
- Soft-on LED lighting fully illuminates the interior when the door is open and can be adjusted to four unique stand-by accent lighting settings
- Use our convenient Owner's App to remotely control temperature zones, be notified of a door left ajar, or receive remote diagnostics


ACCESSORIES

- Custom Panel Lock Kit
- Dual Install Kit - Handle-to-Drawer
- Dual Install Kit - Handle-to-Handle
- Pro Handle
- Tubular Handle
- Stainless Steel Glass Door Panels
- Stainless Steel Dual Kickplates

Accessories are available through an authorized dealer.  
For local dealer information, visit [subzero-wolf.com/locator](https://subzero-wolf.com/locator).



HANDLE ACCESSORIES



PRODUCT DETAILS

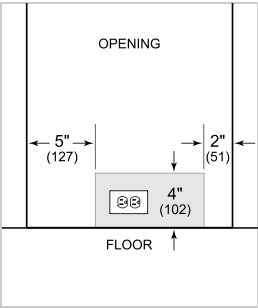
REFRIGERATOR

- 3 adjustable glass shelves
- LED lighting

PRODUCT SPECIFICATIONS

Model	DEU1550BG
Dimensions	15"W x 34 1/2"H x 23 1/8"D
Refrigerator Capacity	3.1 cu. ft.
Weight	131 lbs
Electrical Supply	115 VAC, 60 Hz
Electrical Service	15 amp dedicated circuit
Receptacle	3-prong grounding-type

ELECTRICAL

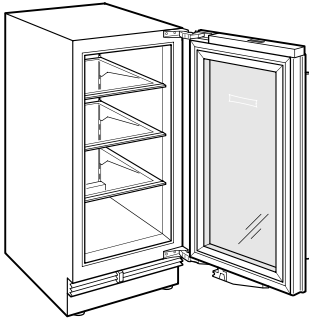


**NOTE:** The electrical outlet must be positioned with the grounding prong to the right of the thinner blades.

**PANEL SPECIFICATIONS** For complete panels specifications including width/height, weight requirements and thickness requirements visit [subzero-wolf.com/reveal](https://subzero-wolf.com/reveal).

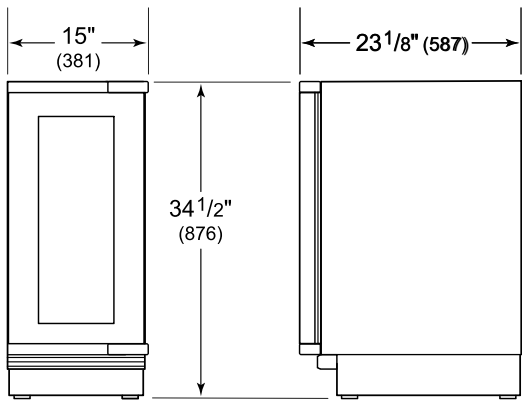
**NOTE:** Dimensions in parenthesis are in millimeters unless otherwise specified

INTERIOR VIEW

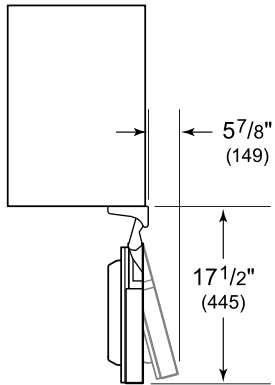


This illustration is intended for interior reference only and may not represent the exterior of the model being specified.

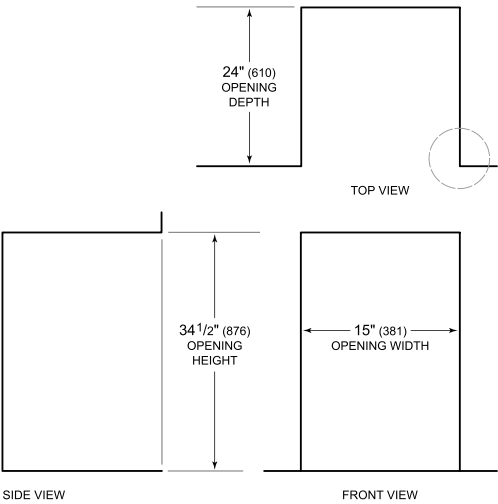
DIMENSIONS



HEIGHT DIMENSIONS  $\pm 1/2"$  (13)



STANDARD INSTALLATION



**NOTE:** 3 1/2" (89) finished returns will be visible and should be finished to match cabinetry.

