



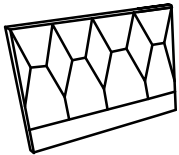
ASSEMBLY INSTRUCTION

CAL KING BED

HOME ELEGANCE 1881KPU-1CK CALIFORNIA KING HEADBOARD

1881KPU-3CK CALIFORNIA KING FOOTBOARD & RAILS & SLATS

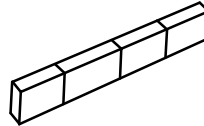
PART LIST: (NOTE:HARDWARE PACK INSIDE THE CARTON OF 1881KPU-3CK)



A: Headboard
1PC



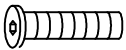
B: Rail
2PCS




C: Footboard
1PC



D: Slat
39PCS




E: Bolt M8*30mm
8PCS



F: Support Leg
4PCS




G: Plastic Leg
4PCS




H: Middle Metal
Suport Rail 2PCS



I: Pipe Plug
26PCS



J: Allen Key 5mm
1PC



K: Allen Key 4mm
1PC



L: Pipe Plug
26PCS



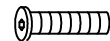
M: Spring Washer
8PCS



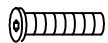
N: Flat Washer
8PCS



O: Bolt 1/4*15mm
4PCS

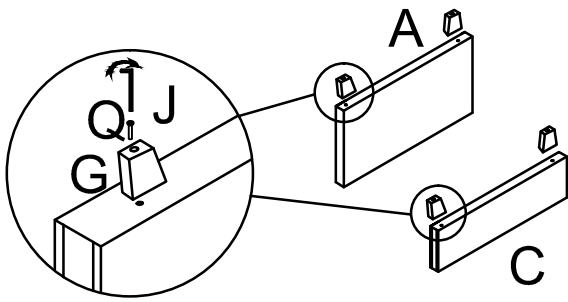


P: Bolt M6*30mm
8PCS

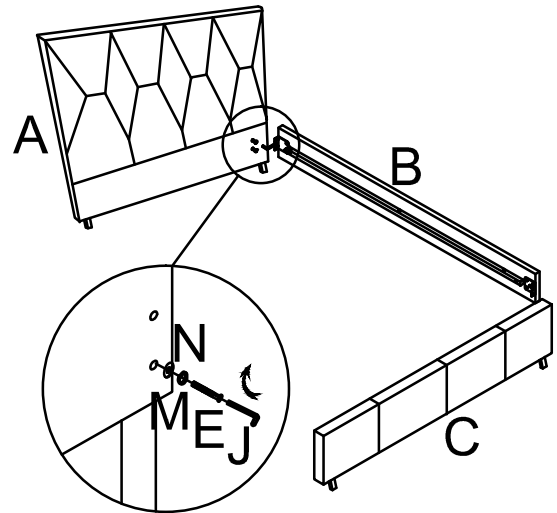


Q: Bolt M8*50mm
4PCS

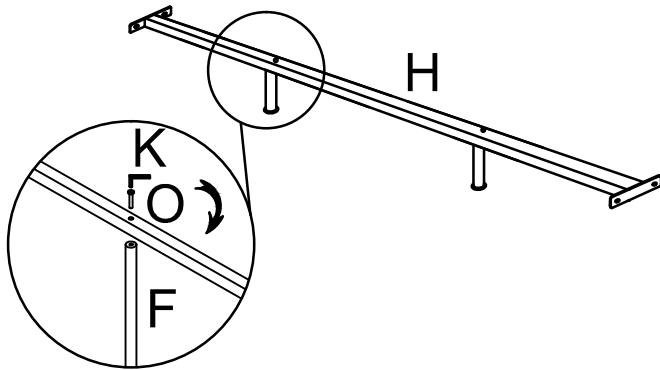
STEP 1



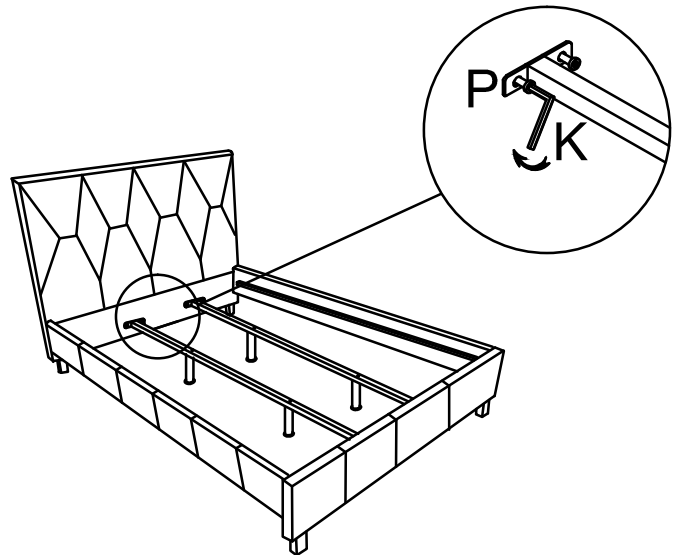
STEP 2



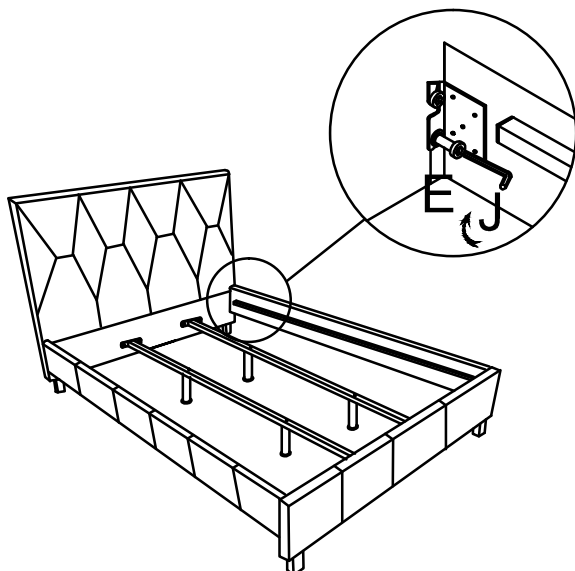
STEP 3



STEP 4



STEP 5



STEP 6

