



ITEM#: SP300S  
Sparrow Round Stool  
16" x 16" x 25.5-32"H

Your furniture purchase is an investment. Here are a few tips to maximize the lifetime of your furniture with a minimal amount of effort. Properly caring for your furniture can help ensure that it looks great year after year.

#### Wood Furniture Maintenance:

- Always dust, wipe, and clean with the grain of the wood.
- Dust with a soft cloth. Dust will scratch the furniture surface if not removed properly.
- If a polished surface becomes foggy, rub it with a cloth dipped in a solution of one tablespoon vinegar to one quart of water. Rub softly with the grain until the surface is completely dry.
- Soap and water are not advisable for wood surfaces. Water can penetrate the finish and raise the grain on wood, causing damage.
- Remember to change dusting cloths frequently as dirty cloths may scratch your furniture's surface.

#### The Enemies of Wood:

- Moisture is wood's worst enemy. Liquid spills should be gently wiped up immediately. Coasters should be used under all beverages.
- Do not allow rubber or vinyl materials to lie on the furniture. Chemicals in rubber may leave a stain. Put a strip of felt or leather under accessories that have rubber or vinyl.
- Heat creates a chemical change in the furniture's finish, which result in a white spot. Use protective pads under hot dishes, appliances, etc.
- Sunlight's ultraviolet rays can damage the finish of furniture. Do not place furniture directly against a heater or radiator and do not place in the path of hot streams of air from central heating. This will cause extreme localized drying of the wood.

#### Marble Top Maintenance:

The surface of the marble on your table has been polished and sealed to create a generally non-porous surface. The stone has many natural characteristics including veining, hairline cracks, and color variations, which make up the stone's beauty.

To maintain the beauty of your marble:

- Protect surfaces from scratching, staining and etching by:
  - Keeping them free of debris or sharp objects.
  - Wiping up spills immediately
  - Avoiding contact with chemicals (particularly acid-based materials)
- Clean with PH neutral products or those especially formulated for use on stone.
- It is not recommended to use a water-based solvent for dark marble as it will remove the polish from the surface.

#### Caring for the Fabric on Upholstered Furniture:

- Frequent vacuuming of the entire upholstered area will prevent dust from settling into the fibers.
- Professional cleaning is always recommended for all upholstered pieces.
- Do not use cleaning products containing brightening agents.

## VERY IMPORTANT!!

**NEVER**  
USE GLASS CLEANERS  
ON FINISHED SURFACES.  
AMMONIA WILL  
CHEMICALLY ATTACK  
THE FINISH.

DO NOT  
WRITE  
DIRECTLY  
ON  
SURFACE



**PREVENT  
MARKING**

DO NOT  
PLACE  
DIRECTLY  
IN  
SUNLIGHT



**PREVENT  
FADING**

DO NOT  
USE  
PLACEMATS  
WITH  
RUBBER  
BASES



**PREVENT  
DISCOLORING**

**NEVER**  
ALLOW LIQUIDS OF ANY  
KIND TO LINGER ON  
SURFACES. ABSORPTION  
CAUSES THE WOOD TO  
WARP AND THE FINISH  
TO DE-LAMINATE.

DO NOT USE  
COMMERCIAL  
POLISHES  
AND WAXES



**PREVENT  
YELLOWING**

DO NOT  
PLACE HOT  
POTS, ETC  
ON  
SURFACE



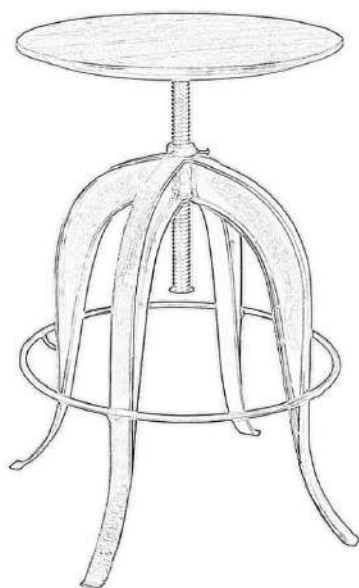
**PREVENT  
DAMAGE TO  
FINISH!**

REGULATE  
THE  
HUMIDITY  
CONDITIONS  
AT YOUR  
HOME



**PREVENT  
SPLITTING**

# SP300S



PRODUCT DETAILS	
TOP	SHEESHAM WOOD
BASE	IRON
PRODUCT SIZE	<b>16" x 16" x 25.5-32"H</b>
CARTON SIZE	<b>19" x 18" x 26.75"</b>
NET WEIGHT	<b>23.69 LBS.</b>
GROSS WEIGHT	<b>31.60 LBS.</b>
CU. FT.	<b>5.29</b>

MADE IN INDIA



ITEM#: SP300RT  
Sparrow Round Crank Table  
30" x 30" x 29-41"H

Your furniture purchase is an investment. Here are a few tips to maximize the lifetime of your furniture with a minimal amount of effort. Properly caring for your furniture can help ensure that it looks great year after year.

#### Wood Furniture Maintenance:

- Always dust, wipe, and clean with the grain of the wood.
- Dust with a soft cloth. Dust will scratch the furniture surface if not removed properly.
- If a polished surface becomes cloudy, rub it with a cloth dipped in a solution of one tablespoon vinegar to one quart of water. Rub softly with the grain until the surface is completely dry.
- Soap and water are not advisable for wood surfaces. Water can penetrate the finish and raise the grain on wood, causing damage.
- Remember to change dusting cloths frequently as dirty cloths may scratch your furniture's surface.

#### The Enemies of Wood:

- Moisture is wood's worst enemy. Liquid spills should be gently wiped up immediately. Coasters should be used under all beverages.
- Do not allow rubber or vinyl materials to lie on the furniture. Chemicals in rubber may leave a stain. Put a strip of felt or leather under accessories that have rubber or vinyl.
- Heat creates a chemical change in the furniture's finish, which may result in a white spot. Use protective pads under hot dishes, appliances, etc.
- Sunlight's ultraviolet rays can damage the finish of furniture. Do not place furniture directly against a heater or radiator and do not place in the path of hot streams of air from central heating. This will cause extreme localized drying of the wood.

#### Marble Top Maintenance:

The surface of the marble on your table has been polished and sealed to create a generally non-porous surface. The stone has many natural characteristics including veining, hairline cracks, and color variations, which make up the stone's beauty.

To maintain the beauty of your marble:

- Protect surfaces from scratching, staining and etching by:
  - Keeping them free of debris or sharp objects.
  - Wiping up spills immediately
  - Avoiding contact with chemicals (particularly acid-based materials)
- Clean with PH neutral products or those especially formulated for use on stone.
- It is not recommended to use a water-based solvent for dark marble as it will remove the polish from the surface.

#### Caring for the Fabric on Upholstered Furniture:

- Frequent vacuuming of the entire upholstered area will prevent dust from settling into the fibers.
- Professional cleaning is always recommended for all upholstered pieces.
- Do not use cleaning products containing brightening agents.

VERY IMPORTANT!!			
<b>NEVER</b> USE GLASS CLEANERS ON FINISHED SURFACES. AMMONIA WILL CHEMICALLY ATTACK THE FINISH.	DO NOT WRITE DIRECTLY ON SURFACE  <b>PREVENT MARKING</b>	DO NOT PLACE DIRECTLY IN SUNLIGHT  <b>PREVENT FADING</b>	DO NOT USE PLACEMATS WITH RUBBER BASES  <b>PREVENT DISCOLORING</b>
<b>NEVER</b> ALLOW LIQUIDS OF ANY KIND TO LINGER ON SURFACES. ABSORPTION CAUSES THE WOOD TO WARP AND THE FINISH TO DE-LAMINATE.	DO NOT USE COMMERCIAL POLISHES AND WAXES  <b>PREVENT YELLOWING</b>	DO NOT PLACE HOT POTS, ETC ON SURFACE  <b>PREVENT DAMAGE TO FINISH!</b>	REGULATE THE HUMIDITY CONDITIONS AT YOUR HOME  <b>PREVENT SPLITTING</b>

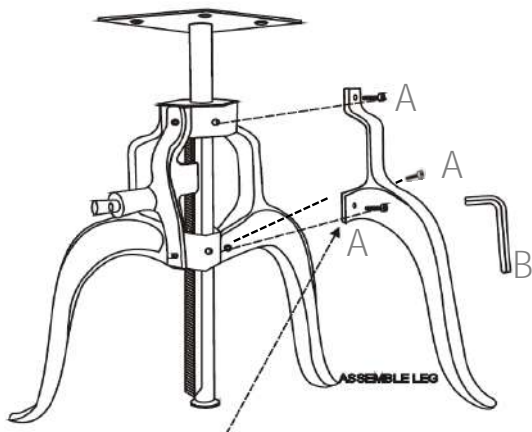
# SP300RT

## ASSEMBLY INSTRUCTIONS

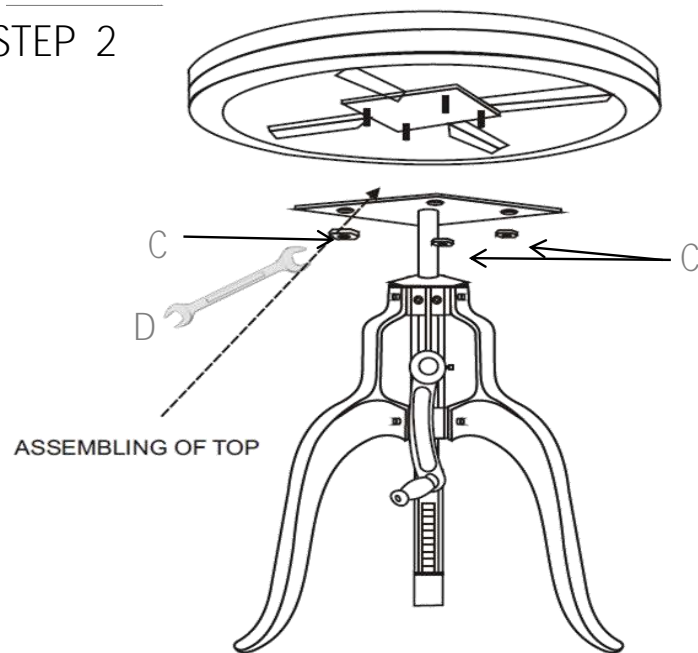
Do not fully tighten bolts & screws until the entire item is completely assembled.

Two people required for assembly.

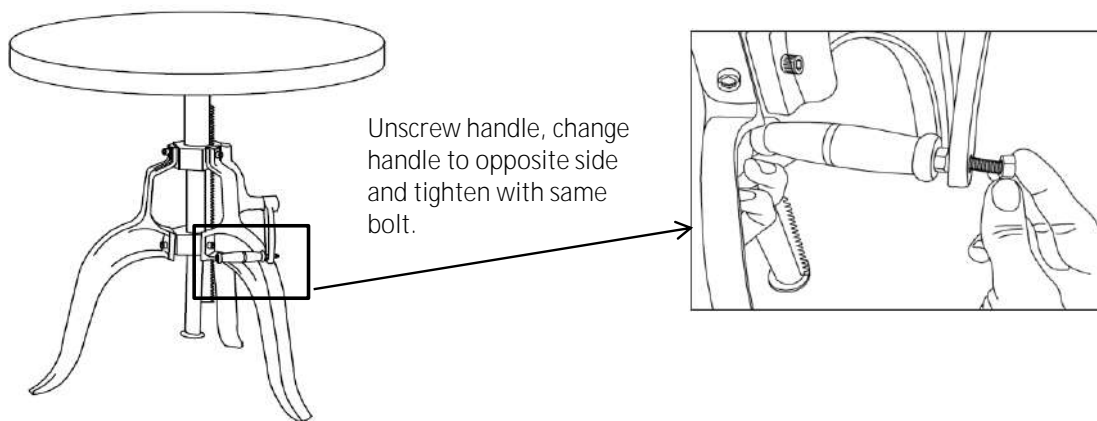
STEP 1



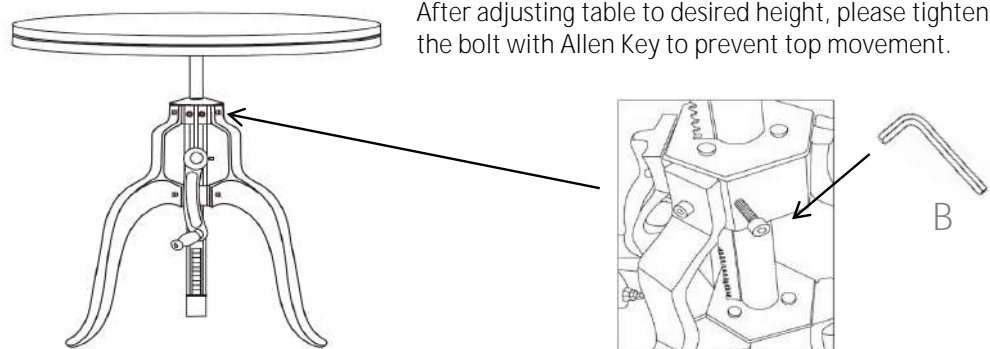
STEP 2



STEP 3



STEP 4



# HARDWARE PACK # PSP300RTH

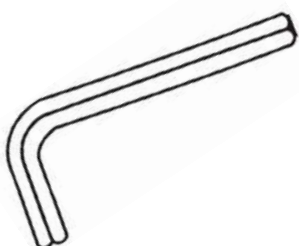
A



Ø**8**/25mm

3 PCS.

B



Ø**7**/15mm

1 PC.

C



Ø8/15mm

4 PCS.

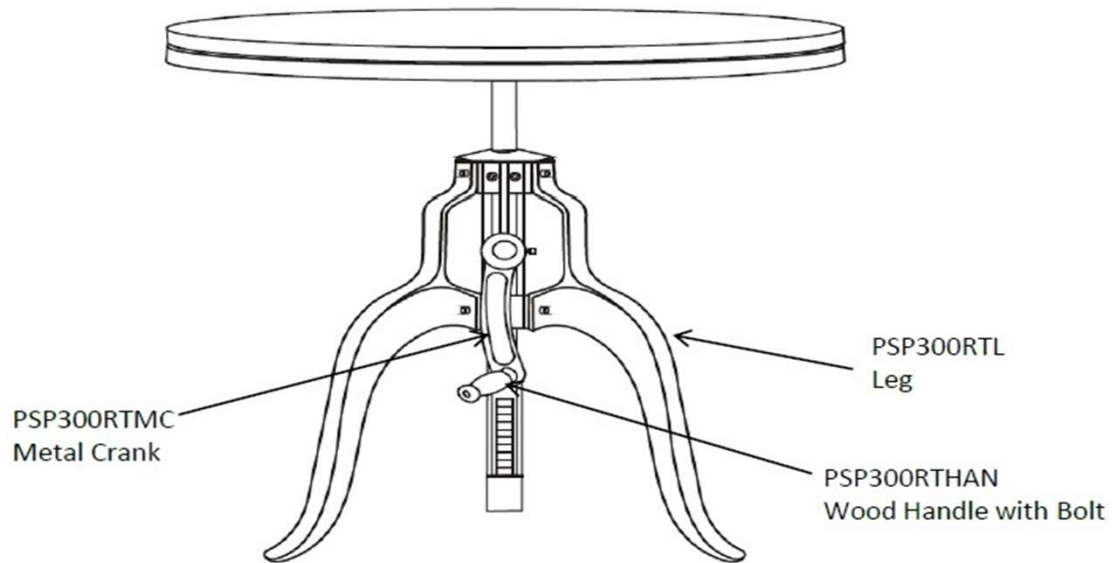
D



16/17

1 PC.

**PARTS FOR SP300RT**  
**COMPLETE HARDWARE# : PSP300RTH**



PRODUCT DETAILS	
TOP	SHEESHAM WOOD
BASE	IRON
HANDLE WITH BOLT	SHEESHAM WOOD & IRON
METAL CRANK	IRON
PRODUCT SIZE	30"x30"x29"-41" H
CARTON SIZE	36"x16.5"x33"
NET WEIGHT	76.15 LBS.
GROSS WEIGHT	108.64 LBS.
CU. FT.	11.34

**MADE IN INDIA**