



681



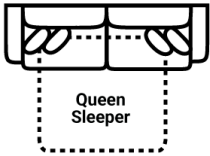
Body 1: All Body Fabric -- Contrast 1 : Both Sides of Pillows w/ Boxing, Contrast 2 : Both Sides of Pillows w/ Boxing

PIECES

Sofa Height : 37" Seat Height: 22" Seat Depth: 24" Arm Height: 25"

SOFAS

01 - Sofa
15 - Queen Sleeper
L: 92" x D: 43"



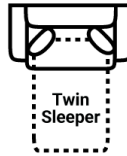
81 - XL Sofa
L: 95" x D: 43"



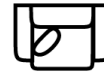
02 - Loveseat
L: 66" x D: 43"



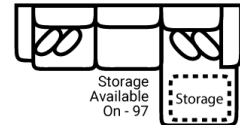
44 - Double Chair
19 - Twin Sleeper
L: 58" x D: 43"



05 - Chair
L: 42" x D: 43"



33 - Sofa Chaise
97 - Sofa Chaise w/ Stor.
L: 92" x D: 70"



Sofa Chaise cushions are reversible and can be moved with the ottoman to the opposite side

SECTIONALS

10L - Tux Sofa *
L: 103" x D: 43"



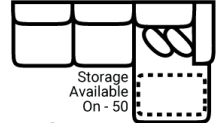
11L - 1 Arm Sofa *
L: 86" x D: 43"



32 - Armless Sofa
L: 81" x D: 43"

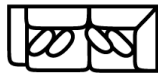


45R - 1 Arm Sofa Chaise *
50R - 1 Arm Sofa Chaise w/ Storage*
L: 86" x D: 70"

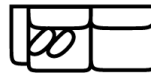


Sectional Chaise cushions are reversible and can be moved with the ottoman to other sectional pieces with arms

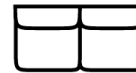
95L - Tux Loveseat *
L: 76" x D: 43"



12L - 1 Arm Loveseat *
L: 59" x D: 43"



31 - Armless Loveseat
L: 54" x D: 43"



17 - Corner Chair
L: 43" x D: 43"



24L - 1 Arm Chair *
L: 34" x D: 43"



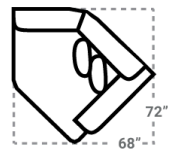
18 - Armless Chair
L: 27" x D: 43"



21R - 1 Arm Chaise *
L: 34" x D: 70"




75R - 1 Arm Angled Cuddler *
L: 68" x D: 72"



OTTOMANS

67 - XL Cocktail Otto.
L: 50" x D: 50"




29 - Cocktail Otto.
L: 39" x D: 39"



35 - Storage Otto.
L: 37" x D: 37"

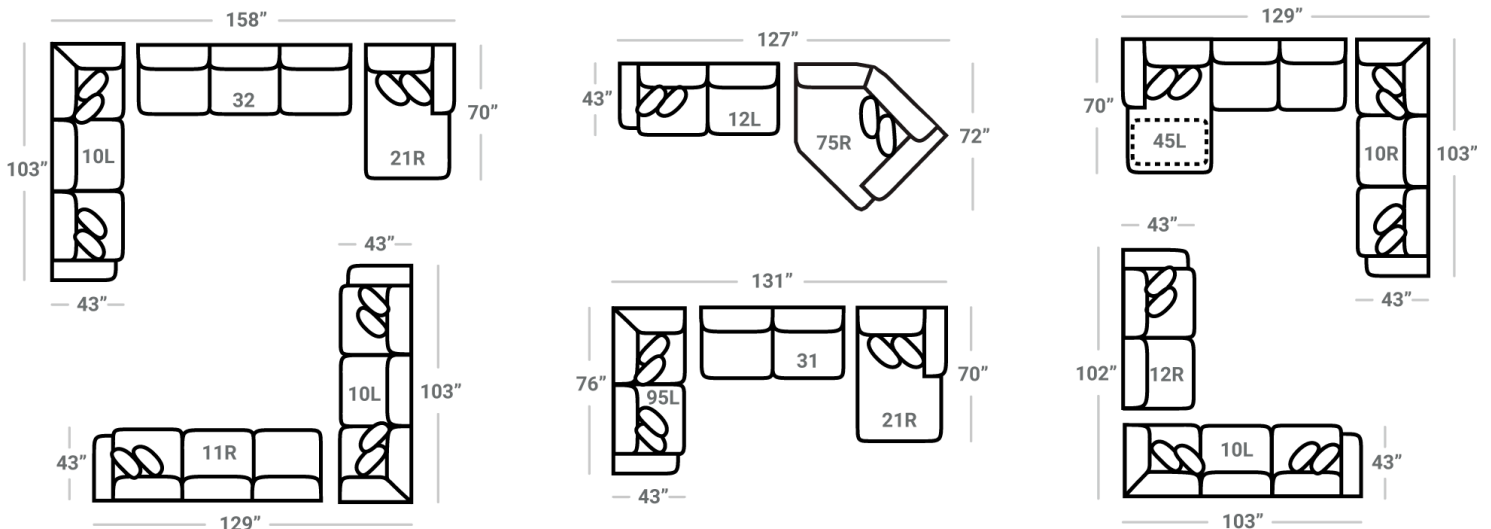


43 - Rect. Otto.
47 - Rect. Storage Otto.
L: 50" x D: 28"



* Available in both Left and Right configurations

CONFIGURATIONS



Dimensions are approximate and subject to change.

Printed: 4/28/2024