

DV48H7400EW

Samsung Top-Load Gas Dryer

7.4 cu. ft. Capacity DOE

Features

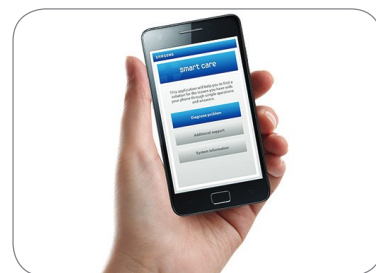
- Steam Drying Technology:
 - Steam Refresh
 - Steam Wrinkle Away
- Smart Care
- Interior Drum Light
- 11 Preset Drying Cycles
- 7 Options
- 4 Temperature Settings
- 3-Way Venting
- Sensor Dry – Detects Moisture and Adjusts Drying Time
- Reversible See-Through Door

Convenience

- Child Lock
- Filter Check Indicator



Steam Dry



Smart Care

Available Color



White

Signature Features

STEAM DRY

- Helps remove odors and freshen clothes.
- Spend less time ironing.
- Fewer trips to the dry cleaner.

SMART CARE

- Troubleshoot with your smartphone.
- Perform a quick diagnosis of your washer and dryer right from your smartphone.*

*Available for iPhone 4/4S/5/5S and Galaxy S1/S2/S3/S4 NOTE/NOTE2.

SENSOR DRY

- Automatically adjusts drying time by sensing moisture so your clothes don't over or under dry.



Ranked "Highest in Customer Satisfaction with Clothes Dryers"
by J.D. Power and Associates.
(5 Consecutive Years)

SAMSUNG

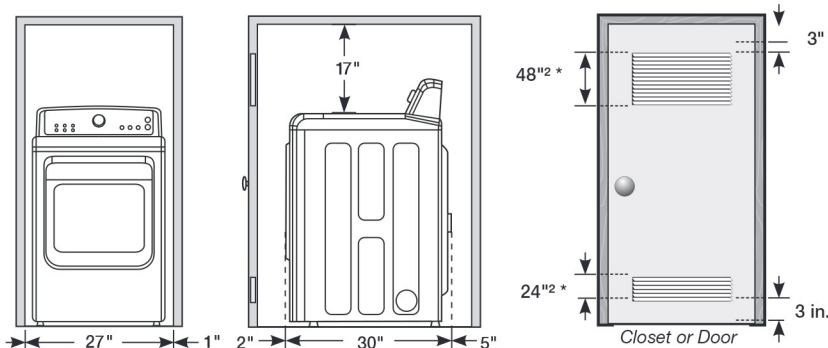
DV48H7400EW

Samsung Top-Load Electric Dryer

Installing Your Dryer

Recessed Area

Side View Confined



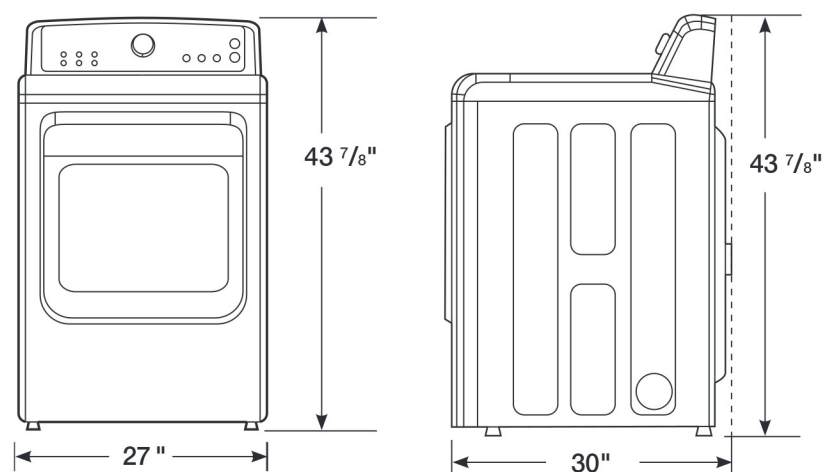
Minimum clearances for closets and alcove:

Sides - 1"
Top - 17"
Rear - 5"
Closet Front - 2"

If the washer and dryer are installed together, the closet front must have at least a 72 in² (465cm²) unobstructed air opening. Your washer alone does not require a specific air opening.

* Required spacing
** External exhaust elbow requires additional space.

Dimensions



7.4 cu. ft. Capacity DOE

4-Way Venting

11 Preset Dry Cycles:

Steam Refresh, Steam Wrinkle Away, Normal, Heavy Duty, Towels, Permanent Press, Bedding, Delicates, Sanitize, Time Dry, Quick Dry

7 Options:

Mixed Load Bell, Wrinkle Prevent, Adjust Time, Child Lock, Sound On/Off, Smart Care, Drum Light

4 Temperature Settings:

High, Medium, Low, Extra Low

4 Dry Levels:

Very Dry, More Dry, Normal Dry, Damp Dry

2 Signal Level Settings:

On/Off

Warranty

One (1) Year All Parts and Labor
Two (2) Years Control Board

Product Dimensions & Weight (WxHxD)

Dimensions: 27" x 43⁷/₈" x 30"

Weight: 126 lbs

Shipping Dimensions & Weight (WxHxD)

Dimensions: 29¹/₂" x 46¹/₂" x 31¹/₈"

Weight: 134 lbs

Electric	Model #	UPC Code
White	DV48H7400EW	887276857862

Gas	Model #	UPC Code
White	DV48H7400GW	887276857879

Matching Washer

White	WA48H7400AW	887276857961
-------	-------------	--------------

Actual color may vary. Design, specifications, and color availability are subject to change without notice. Non-metric weights and measurements are approximate.

SAMSUNG

Samsung received the highest numerical score for clothes washers (2009-2012) and dryers (2008-2012) in the proprietary J.D. Power and Associates Laundry Appliance Studies. SM 2012 study based on 9,339 total responses measuring 12 brands, and measures opinions of consumers about their washer and dryer obtained new in the past 24 months. Proprietary study results are based on experiences and perceptions of consumers surveyed in January-February 2012. Your experiences may vary. Visit jdpower.com.

©2013 Samsung Electronics America, Inc. 85 Challenger Road, Ridgefield Park, NJ 07660. Tel: 800-SAMSUNG. samsung.com. Samsung is a registered trademark of Samsung Electronics Co. Ltd.