


UW3720

Undercounters

LIEBHERR

Refrigeration and Freezing



home.liebherr.com

UW3720

Energy consumption (kWh / y)	100
Sound rating dB(A)*	36
Total capacity cu.ft. (l)	3.6 (101)
Max. No. of Bordeaux bottles (0.75l)	38
Number of shelves	5
Shelves on telescopic rails	4
Shelf material	Beech wood
Electronic control	Touch&Swipe
Humidity control	HumiditySelect
Temperature range	41 to 68°F (5 TO 20°C)
Temperature zones	2
Temperature alarm	Yes
Interior light	LED zone lighting
Door alarm	Visual and acoustic
Safety thermostat	TempProtect Plus
Activated charcoal filter	FreshAir activated charcoal filter
Door type	Panel ready w/ glass
Door hinges	Right, reversible
SoftSystem	Yes
Door lock	Optional
Product dimensions	
in inch (H / W / D)	33 7/8 23 9/16 22 3/16
in cm (H / W / D)	85.9 / 59.7 / 56.3
Cut out dimensions	
in inch (H / W / D)	33 7/8 - 36 1/4 23 5/8 22 7/8
in cm (H / W / D)	86-92 / 60 / 58
Voltage V / Hz	115/60

* Noise output – according to EN 60704-3



Accessories

FreshAir activated charcoal filter	9882460
Stainless steel frame door for UW left opening	9904929
Stainless steel frame door for UW right opening	9904930
23" Brushed aluminum square handle	9901561
23" Stainless-steel round handle	9904734
Adjustable toe kick	7742874
Lock for custom panel only	7044118

Features

2 Zones

Experience wine perfection with 2 independent zones, individually adjustable from 41°F to 68°F, ensuring precise tempering for reds and whites, all in one appliance.

Flex Fit

Enjoy custom shelves with FlexFit boards. Adjustable wooden trim creates a perfect fit for every bottle, even Magnums. Maintain a tidy collection, and replace stained trim easily.

Vibrate Safe

The fully vibration-insulated cooling system allows the wine to mature undisturbed.

UV Protect

Double protection. The wine refrigerators with glass door offer unprecedented protection from UV radiation: two protective layers consisting of tinted glass and a layer of vacuum-deposited metal.

Humidity Select

The humidity can be adjusted between two levels: Standard or High.

Temp Protect Plus

Two sensors constantly measure the temperature in the wine refrigerator. A notification is sent in the event of a critical change.

Soft System

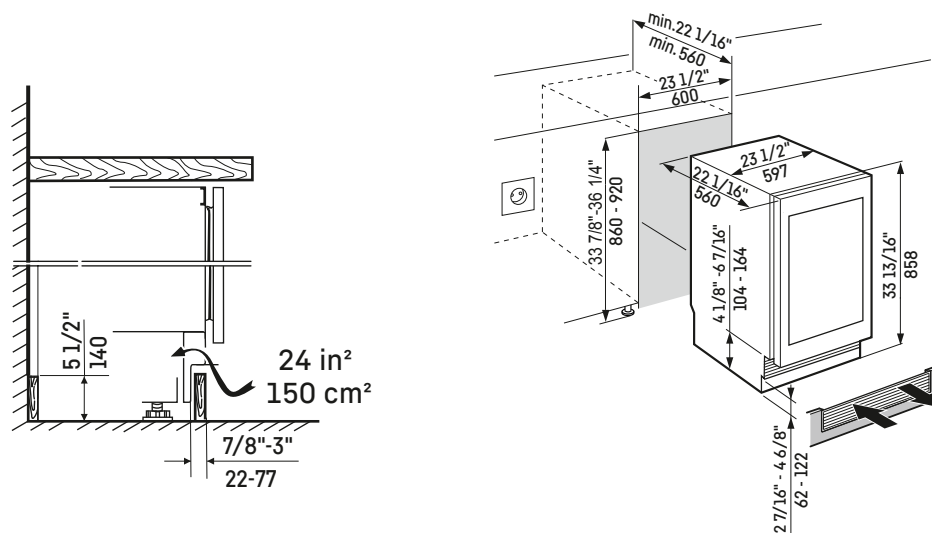
SoftSystem integrated into the appliance door, cushions the door closure, thus eliminating slamming, even when the shelves are fully loaded.

Smart Device

SmartDevice is the networking solution for your smart Liebherr refrigerator. You can control your smart refrigerator directly using your smartphone or tablet via the SmartDevice app – conveniently from all over the world.

Diagrams

Product and Cut out Dimensions

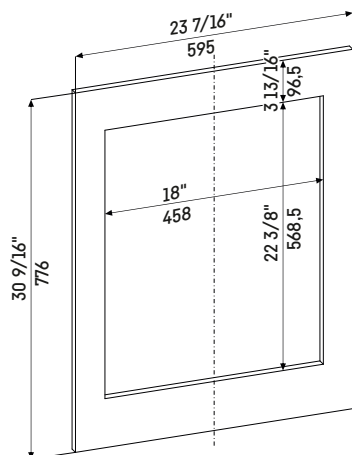


This is a fully integrated undercounter model which means that it is fully enclosed by a kitchen cabinet. This type of cabinet must be carefully constructed using the correct dimensions and it must provide suitable ventilation to ensure proper appliance operation. The floor on which the appliance stands must be horizontal, and level and the kitchen cabinets must be aligned horizontally and vertically. The kitchen cabinet door, the appliance ventilation grille and the toe kick panel must maintain a minimum opening of 1-3/8 " (35 mm) to allow proper air flow for ventilation

The power cord exists the rear of the appliances and has a length of 6.5 ft (2m). We recommend the electrical outlet not be situated behind the appliance and be easily accessible. The under counter can be installed in a standard niche of 34" up to taller niche of 36". Height can be adjusted in a range of 2 3/8" (60mm) by turning the levelling feet. To ensure proper refrigeration performance of the appliance, designed ventilation is required.

The toe kick installation will be different depending on the cabinets where the appliance is installed. A toe kick panel will be required to cover the gap between the ventilation grill and the floor.

Door Panel Dimensions



The door should be at least 5/8 in. (16 mm) thick to allow the connecting rails to be fastened to it. The maximum thickness of the door panel can be 3/4 in. (19mm).

The width of the cabinet door depends on the kitchen style and the size of the gaps between the door panels of the cabinetry. Generally, a 1/8 in. (3 mm) vertical gap between door panels is recommended. Maximum weight of custom panel door is 22 lbs (10 kg).

If using a "shaker style" panel that undershoots the minimum panel thickness, please be aware that you will need to use shorter screws that those supplied in the accessory pack.