

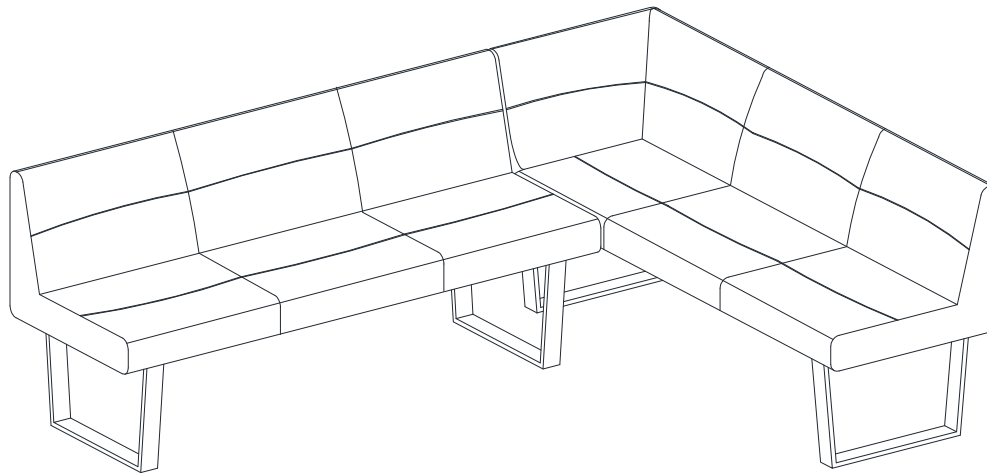
MOE'S

h o m e c o l l e c t i o n

ASSEMBLY INSTRUCTIONS.

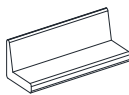
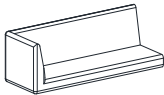

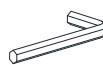



HANLON CORNER BENCH DARK GREY

ER-2066-25



THANK YOU FOR YOUR PURCHASE!

PARTS AND HARDWARE.

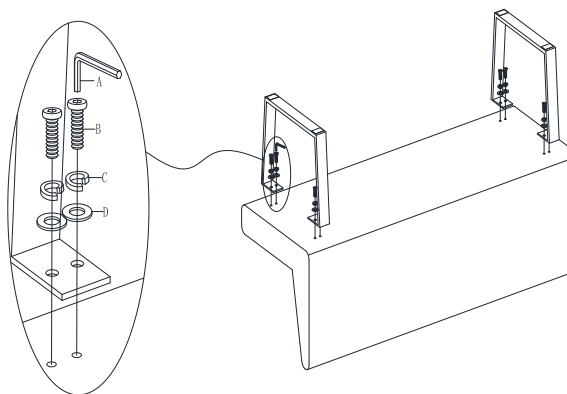
1. MAIN PART x 1 	2. CORNER PART x 1 
3. LEG x 4 	
A. ALLEN KEY M5 x 1 	B. BOLT M8*25 x 16 
C. FLAT WASHER DIA 13MM x16 	D. FLAT WASHER DIA 17MM x16 

NOTES.

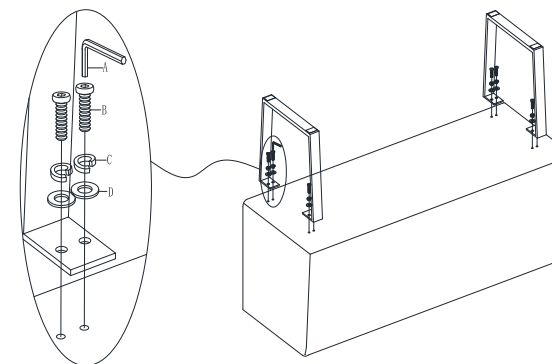
Thank you for purchasing this quality product! Be sure to check all packing material carefully for small part that may have come loose inside the carton during shipping.

CAUTION: The item is heavy, assembly should be performed by two people.

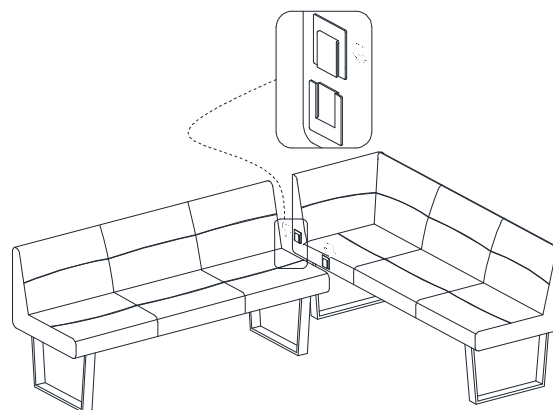
STEP 1.



STEP 2.



STEP 3.



STEP 4.

