



# TEMPUR **ALIGN**<sup>®</sup> MEDIUM

## LEGENDARY COMFORT & SUPPORT

Legendary TEMPUR<sup>®</sup> formulations, gently cradle your body and pressure points to help reduce aches & pains. Only Tempur-Pedic<sup>®</sup> can deliver the *soft where you want it, firm where you need it*<sup>™</sup> comfort and support.

### PREMIUM FABRIC COVER


Super-stretch cover with moisture wicking fibres to draw moisture away from the body to help keep sleepers dry and comfortable.

### TEMPUR<sup>®</sup> MATERIAL

Our infinitely adaptable TEMPUR<sup>®</sup> Material is engineered with an advanced cellular structure that precisely responds to your body's unique weight, shape and temperature. Tempur-Pedic<sup>®</sup> mattresses set the standard for support, pressure relief, and motion cancellation, because only Tempur-Pedic<sup>®</sup> mattresses feature our proprietary TEMPUR<sup>®</sup> Material.

Experience a cushioning sleep with a faster response formulation that helps to distribute your body weight across the surface of the mattress

The new Tempur-Pedic<sup>®</sup> line delivers up to 10% more conforming support than the previous generation.



10" PROFILE



# TEMPUR **ALIGN**<sup>®</sup> FIRM

## BODY CONFORMING PRESSURE RELIEF

The all-new TEMPUR Align<sup>®</sup> collection delivers the latest advancements in our one-of-a-kind, infinitely-adaptable, proprietary TEMPUR<sup>®</sup> Material to deliver exceptional, body-conforming pressure relief for aches & pains.

### **PREMIUM FABRIC COVER**

Super-stretch cover with moisture wicking fibres to draw moisture away from the body to help keep sleepers dry and comfortable.

### **TEMPERATURE CONTROL BENEATH THE COVER**

Cool-To-The-Touch phase change material just beneath the cover draws heat away from the body to help keep sleepers comfortable during the night.

### **TEMPUR<sup>®</sup> MATERIAL**

The advanced, ultra-conforming TEMPUR<sup>®</sup> Material responds to your body's temperature—allowing the material to precisely adapt to your weight and shape in a way no other mattress can. TEMPUR<sup>®</sup> Material delivers our renowned motion cancellation, to help minimize disruptions caused by movements from partners, pets or kids so you can get your best night's sleep - every night.

Slowly melt into our firmer one-of-a-kind, infinitely adaptable TEMPUR<sup>®</sup> Material which provides exceptional support and pressure relief to help reduce aches & pains.

The new Tempur-Pedic<sup>®</sup> line delivers up to 10% more conforming support than the previous generation.



11" PROFILE



# TEMPUR **ALIGN**<sup>®</sup> SOFT

## BODY CONFORMING PRESSURE RELIEF

The all-new TEMPUR Align<sup>®</sup> collection delivers the latest advancements in our one-of-a-kind, infinitely-adaptable, proprietary TEMPUR<sup>®</sup> Material to deliver exceptional, body-conforming pressure relief for aches & pains, and your best night's sleep.

### **PREMIUM FABRIC COVER**

Super-stretch cover with moisture wicking fibres to draw moisture away from the body to help keep sleepers dry and comfortable.

### **TEMPERATURE CONTROL BENEATH THE COVER**

Cool-To-The-Touch phase change material just beneath the cover draws heat away from the body to help keep sleepers comfortable during the night.

### **TEMPUR<sup>®</sup> MATERIAL**

The advanced, ultra-conforming TEMPUR<sup>®</sup> Material responds to your body's temperature—allowing the material to precisely adapt to your weight and shape in a way no other mattress can. TEMPUR<sup>®</sup> Material delivers our renowned motion cancellation, to help minimize disruptions caused by movements from partners, pets or kids so you can get your best night's sleep—every night.

Experience a cushioning sleep with a fast response formulation that helps to cradle joints and ease aches & pains.

The new Tempur-Pedic<sup>®</sup> line delivers up to 10% more conforming support than the previous generation.



11" PROFILE



# TEMPUR PROALIGN® FIRM

## ADVANCED BODY CONFORMING PRESSURE RELIEF

Expertly-designed, TEMPUR ProAlign® delivers advanced pressure relief. All TEMPUR ProAlign® mattresses combine an indulgent layer of our one-of-a-kind TEMPUR® Material with an additional layer of our TEMPUR-APR+™ Material, the most-pressure-relieving material we've ever developed. The TEMPUR-APR+™ Material more-precisely adapts to the unique contours of your body and provides truly-advanced pressure relief.

### COOL-TO-THE-TOUCH REMOVEABLE COVER

Crafted from ultra-high weight molecular yarn, our premium knit cover moves heat away from your body and mattress. Simple to remove, wash and replace.

### HIGH-STRETCH PERFORMANCE PANEL

Inspired by athletic apparel. Comfortable, lightweight and breathable. Designed to boost the adaptive power for TEMPUR® material.

### TEMPUR-APR+™ MATERIAL

The most-pressure-relieving material we've ever developed with highly advanced properties that respond and react to your body with unmatched precision. Superior pressure relief helps reduce aches & pains.

### TEMPUR® MATERIAL

Our one-of-a-kind, infinitely adaptable TEMPUR® Material responds to your body's temperature—allowing the material to precisely adapt to your weight and shape in a way no other mattress can.

New Removeable Cover is up to **28%** cooler to the touch than the previous generation.

New High-Stretch Performance Panel is **3x more** adaptable than previous generation.

TEMPUR-APR+™ material delivers up to **20% more** pressure relief than TEMPUR® Material.



12" PROFILE



# TEMPUR PROALIGN<sup>®</sup> MEDIUM

## ADVANCED BODY CONFORMING PRESSURE RELIEF

Expertly-designed, TEMPUR ProAlign<sup>®</sup> delivers advanced pressure relief. All TEMPUR ProAlign<sup>®</sup> mattresses combine an indulgent layer of our one-of-a-kind TEMPUR<sup>®</sup> Material with an additional layer of our TEMPUR-APR+<sup>™</sup> Material, the most-pressure-relieving material we've ever developed. The TEMPUR-APR+<sup>™</sup> Material more-precisely adapts to the unique contours of your body and provides truly-advanced pressure relief.

### COOL-TO-THE-TOUCH REMOVEABLE COVER

Crafted from ultra-high weight molecular yarn, our premium knit cover moves heat away from your body and mattress. Simple to remove, wash and replace.

### HIGH-STRETCH PERFORMANCE PANEL

Inspired by athletic apparel. Comfortable, lightweight and breathable. Designed to boost the adaptive power for TEMPUR<sup>®</sup> material.

### TEMPUR-APR+<sup>™</sup> MATERIAL

The most-pressure-relieving material we've ever developed with highly advanced properties that respond and react to your body with unmatched precision. Superior pressure relief helps reduce aches & pains.

### TEMPUR<sup>®</sup> MATERIAL

Our one-of-a-kind, infinitely adaptable TEMPUR<sup>®</sup> Material responds to your body's temperature—allowing the material to precisely adapt to your weight and shape in a way no other mattress can.

New Removeable Cover is up to **28%** cooler to the touch than the previous generation.

New High-Stretch Performance Panel is **3x more** adaptable than previous generation.

TEMPUR-APR+<sup>™</sup> material delivers up to **20% more** pressure relief than TEMPUR<sup>®</sup> Material.



12" PROFILE



# TEMPUR PROALIGN® SOFT

## ADVANCED BODY CONFORMING PRESSURE RELIEF

Expertly-designed, TEMPUR ProAlign® delivers advanced pressure relief. All TEMPUR ProAlign® mattresses combine an indulgent layer of our one-of-a-kind TEMPUR® Material with an additional layer of our TEMPUR-APR+™ Material, the most-pressure-relieving material we've ever developed. The TEMPUR-APR+™ Material more-precisely adapts to the unique contours of your body and provides truly-advanced pressure relief.

### COOL-TO-THE-TOUCH REMOVEABLE COVER

Crafted from ultra-high weight molecular yarn, our premium knit cover moves heat away from your body and mattress. Simple to remove, wash and replace.

### HIGH-STRETCH PERFORMANCE PANEL

Inspired by athletic apparel. Comfortable, lightweight and breathable. Designed to boost the adaptive power for TEMPUR® material.

### TEMPUR® MATERIAL

Our one-of-a-kind, infinitely adaptable TEMPUR® Material responds to your body's temperature—allowing the material to precisely adapt to your weight and shape in a way no other mattress can.


### TEMPUR-APR+™ MATERIAL

The most-pressure-relieving material we've ever developed with highly advanced properties that respond and react to your body with unmatched precision. Superior pressure relief helps reduce aches & pains.

New Removeable Cover is up to **28%** cooler to the touch than the previous generation.

New High-Stretch Performance Panel is **3x more** adaptable than previous generation.

TEMPUR-APR+™ material delivers up to **20% more** pressure relief than TEMPUR® Material.



12" PROFILE





# TEMPUR PROALIGN® HYBRID

## ADVANCED BODY CONFORMING PRESSURE RELIEF

Expertly-designed, TEMPUR ProAlign® delivers advanced pressure relief. All TEMPUR ProAlign® mattresses combine an indulgent layer of our one-of-a-kind TEMPUR® Material with an additional layer of our TEMPUR-APR+™ Material, the most-pressure-relieving material we've ever developed. The TEMPUR-APR+™ Material more-precisely adapts to the unique contours of your body and provides truly-advanced pressure relief.

### COOL-TO-THE-TOUCH REMOVEABLE COVER

Crafted from ultra-high weight molecular yarn, our premium knit cover moves heat away from your body and mattress. Simple to remove, wash and replace.

### HIGH-STRETCH PERFORMANCE PANEL

Inspired by athletic apparel. Comfortable, lightweight and breathable. Designed to boost the adaptive power for TEMPUR® material.

### TEMPUR® MATERIAL

Our one-of-a-kind, infinitely adaptable TEMPUR® Material responds to your body's temperature—allowing the material to precisely adapt to your weight and shape in a way no other mattress can.

### TEMPUR-APR+™ MATERIAL

The most-pressure-relieving material we've ever developed with highly advanced properties that respond and react to your body with unmatched precision. Superior pressure relief helps reduce aches & pains.

### HYBRID TECHNOLOGY

Over 1,000\* premium innersprings complement our one-of-a-kind Tempur-Pedic® pressure-relieving materials to deliver just the right combination of pressure relief and support.

New Removeable Cover is up to **28% cooler** to the touch than the previous generation.

New High-Stretch Performance Panel is **3x more** adaptable than previous generation.

TEMPUR-APR+™ material delivers up to **20% more** pressure relief than TEMPUR® Material.

TEMPUR ProAlign® Hybrid now delivers **9% more** conforming support than the previous generation



12" PROFILE

\*Queen or larger



# TEMPUR LUXEALIGN® FIRM

## ULTIMATE PRESSURE RELIEF WITH ERGONOMIC SUPPORT

The TEMPUR LuxeAlign® delivers the ultimate Tempur-Pedic® pressure relieving and ergonomic-support experience. Expertly-engineered with indulgent layers of TEMPUR® Material, our most pressure relieving TEMPUR-APR+™ Material, and our exclusive 5-Zone Ergonomic Support Layer gently cradles your body's pressure points, and helps to support your spine, giving your body exactly what it needs to get truly deep, comfortable sleep.

### COOL-TO-THE-TOUCH REMOVEABLE COVER

Crafted from ultra-high weight molecular yarn, our premium knit cover moves heat away from your body and mattress. Simple to remove, wash and replace.

### HIGH-STRETCH PERFORMANCE PANEL

Inspired by athletic apparel. Comfortable, lightweight and breathable. Designed to boost the adaptive power for TEMPUR® material.

### TEMPUR-APR+™ MATERIAL

The most-pressure-relieving material we've ever developed with highly advanced properties that respond and react to your body with unmatched precision. Superior pressure relief helps reduce aches & pains.

### TEMPUR® MATERIAL

Our one-of-a-kind, infinitely adaptable TEMPUR® Material responds to your body's temperature—allowing the material to precisely adapt to your weight and shape in a way no other mattress can.

### ERGONOMIC SUPPORT LAYER

A 5-zone layer that precisely contours to your body for maximum ergonomic support. A larger support zone under your lower back helps to keep your spine naturally supported, while smaller zones designed for your hips and shoulders cradle your pressure points – for targeted support and personalized comfort.

TEMPUR LuxeAlign® series deliver up to **30% more** conforming support than TEMPUR ProAlign® series.

New Removeable Cover is up to **28%** cooler to the touch than the previous generation.

New High-Stretch Performance Panel is **3x more** adaptable than previous generation.



13" PROFILE





# TEMPUR LUXEALIGN® SOFT

## ULTIMATE PRESSURE RELIEF WITH ERGONOMIC SUPPORT

The TEMPUR LuxeAlign® delivers the ultimate Tempur-Pedic® pressure relieving and ergonomic-support experience. Expertly-engineered with indulgent layers of TEMPUR® Material, our most pressure relieving TEMPUR-APR+™ Material, and our exclusive 5-Zone Ergonomic Support Layer gently cradles your body's pressure points, and helps to support your spine, giving your body exactly what it needs to get truly deep, comfortable sleep.

### COOL-TO-THE-TOUCH REMOVEABLE COVER

Crafted from ultra-high weight molecular yarn, our premium knit cover moves heat away from your body and mattress. Simple to remove, wash and replace.

### HIGH-STRETCH PERFORMANCE PANEL

Inspired by athletic apparel. Comfortable, lightweight and breathable. Designed to boost the adaptive power for TEMPUR® material.

### TEMPUR® MATERIAL

Our one-of-a-kind, infinitely adaptable TEMPUR® Material responds to your body's temperature—allowing the material to precisely adapt to your weight and shape in a way no other mattress can.

### TEMPUR-APR+™ MATERIAL

The most-pressure-relieving material we've ever developed with highly advanced properties that respond and react to your body with unmatched precision. Superior pressure relief helps reduce aches & pains.

### ERGONOMIC SUPPORT LAYER

A 5-zone layer that precisely contours to your body for maximum ergonomic support. A larger support zone under your lower back helps to keep your spine naturally supported, while smaller zones designed for your hips and shoulders cradle your pressure points – for targeted support and personalized comfort.

TEMPUR LuxeAlign® series deliver up to **30% more** conforming support than TEMPUR ProAlign® series.

New Removeable Cover is up to **28%** cooler to the touch than the previous generation.

New High-Stretch Performance Panel is **3x more** adaptable than previous generation.



13" PROFILE



# TEMPUR LUXEALIGN® HYBRID

## ULTIMATE PRESSURE RELIEF WITH ERGONOMIC SUPPORT

The TEMPUR LuxeAlign® delivers the ultimate Tempur-Pedic® pressure relieving and ergonomic-support experience. Expertly-engineered with indulgent layers of TEMPUR® Material, our most pressure relieving TEMPUR-APR+™ Material, and our Hybrid Technology includes over 1,300\* premium innersprings and a proprietary Hybrid material, giving your body exactly what it needs to get truly deep, comfortable sleep.

### COOL-TO-THE-TOUCH REMOVABLE COVER

Crafted from ultra-high weight molecular yarn, our premium knit cover moves heat away from your body and mattress. Simple to remove, wash and replace.

### HIGH-STRETCH PERFORMANCE PANEL

Inspired by athletic apparel. Comfortable, lightweight and breathable. Designed to boost the adaptive power for TEMPUR® material.

### TEMPUR® MATERIAL

Our one-of-a-kind, infinitely adaptable TEMPUR® Material responds to your body's temperature—allowing the material to precisely adapt to your weight and shape in a way no other mattress can.

### HYBRID MATERIAL

This responsive material from Tempur-Pedic® is designed to provide easier movement in bed.

### TEMPUR-APR+™ MATERIAL

The most-pressure-relieving material we've ever developed with highly advanced properties that respond and react to your body with unmatched precision. Superior pressure relief helps reduce aches & pains.

### HYBRID TECHNOLOGY


Two layers of over 1,300\* premium innersprings working with the proprietary Hybrid material for a lighter, more responsive feel that helps support any sleep position.

TEMPUR LuxeAlign® series deliver up to **30% more** conforming support than TEMPUR ProAlign® series.

New Removeable Cover is up to **28% cooler** to the touch than the previous generation.

New High-Stretch Performance Panel is **3x more** adaptable than previous generation.

TEMPUR LuxeAlign® Hybrid deliver **15% better** ease of movement than TEMPUR ProAlign® Hybrid.



13" PROFILE

\*Queen or King sizes.