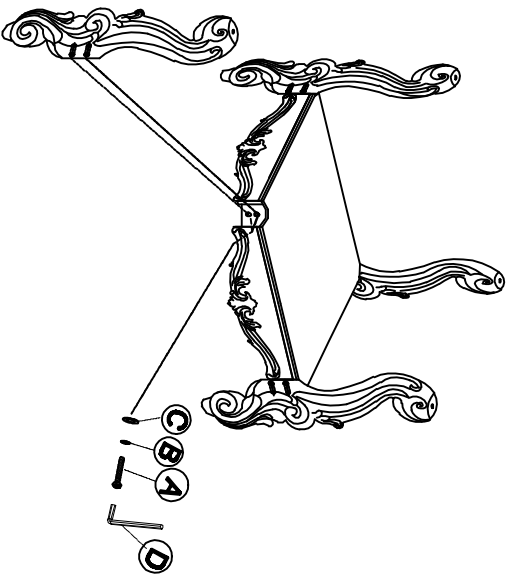
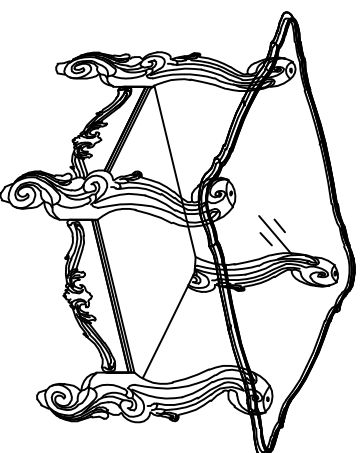


ASSEMBLY INSTRUCTION

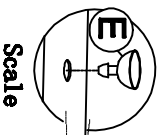
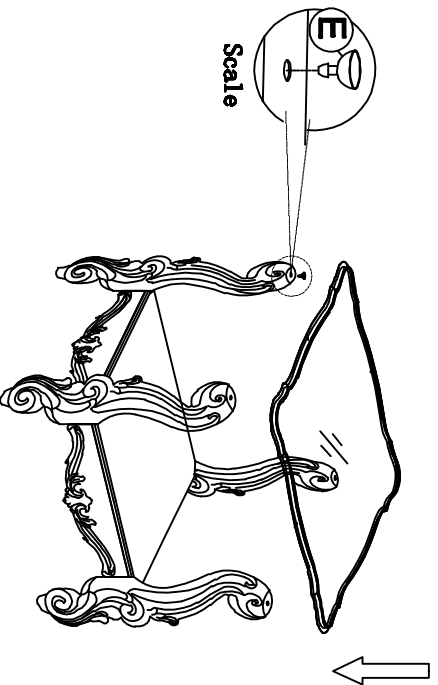
Step 1:



Finish :



Step 2:



Hardware List

No.:	Description	Drawing	Size	Q'ty
A	Short Bolt		Ø3/16"x2-1/4"	8
B	Lock Washer		Ø7/16"X12mm	8
C	Flat Washer		Ø7/16"X22mm	8
D	Allen Wrench		6mm	1
E	Cup		Ø20 X10	4