

Specs

Playbase Audio



Ten amplified speaker drivers – six mid-range, three tweeters, and one woofer.



Ten Class-D digital amplifiers.

Optical input to connect to your TV. Allows Playbase to speak DOLBY DIGITAL and stereo.



Adjustable bass, treble, and loudness controls to customize your sound preferences.

Autoplay setting lets you choose whether or not TV audio will begin playback automatically.

Sub Audio



Two Class-D digital amplifiers perfectly tuned to match the two dedicated speaker drivers and the acoustic architecture.



Two force-canceling speaker drivers positioned face-to-face for deeper, richer sound and zero cabinet buzz or rattle.



Dual acoustic ports carefully tuned to enhance Sub performance.



Frequency response: Plays down to 25 Hz.



Automatic equalization. Audio settings adjust to perfectly balance Sub and the paired Sonos speaker or component to optimize sound quality.



Adjustable volume controls let you customize your sound.

One Audio



Two Class-D digital amplifiers perfectly tuned to match the speaker drivers and acoustic architecture.



One tweeter creates a crisp and clear high-frequency response.



One mid-woofer ensures you'll hear the faithful playback of mid-range vocal frequencies plus deep, rich bass.



Adjustable bass and treble controls let you customize your sound by individual room or groups of rooms.



Six far-field microphone array, used for smart voice capture and noise cancellation.

Power & Networking



Power supply

Auto-switching 100-240 V, 50-60 Hz AC universal input.



WiFi, not Bluetooth

Connects to your home WiFi network with any 802.11b/g, 2.4 GHz broadcast-capable router for uninterrupted wireless streaming.



Ethernet port

A single Ethernet port can connect Playbase to a wired home network.




Ethernet port


One 10/100 Mbps Ethernet port. Wire directly to your router to operate your Sonos if WiFi is unstable, or use the Ethernet port to provide Internet accessibility to non-wireless devices if you're using Boost setup.


System requirements

TV with optical audio output.
Broadband Internet in your home.
Sonos Controller App.


Playbase Physical

 **Dimensions - H x W x D**
2.28 x 28.35 x 14.96 in. (58 x 720 x 380 mm).

 **Weight**
18.85 lbs. (8.6 kg).


 **Touch-interface controls & lights**
Capacitive touch controls for volume up/down, previous/next track, and play/pause.
LED indicates Sonos component status and mute status.

Sub Physical


 **Dimensions - H x W x D**
15.3 x 15.8 x 6.2 in. (389 x 402 x 158 mm).

 **Weight**
36.3 lbs. (16 kg).

 **Product finish**
Premium white gloss; premium black gloss.


 **Side panel buttons & lights**
Join household button.
LED indicates Sub status.


One Physical

 **Dimensions - H x W x D**
6.36 x 4.69 x 4.69 in. (161.45 x 119.7 x 119.7 mm).


 **Weight**
4.08 lbs. (1.85 kg).


 **Product finish**
White with white matte grille; black with black matte grille.


 **Top-panel features**
Capacitive touch controls for volume up/down, previous/next track, play/pause, microphone mute.
LED indicates status, mute status, and voice feedback.

 **Complete privacy**
An illuminated LED indicator light ensures you're always aware when the speaker's microphone is active.

Contents

 Sonos Playbase, AC power cord, Ethernet cable, optical audio cable, warranty and regulatory booklet, and Quickstart Guide.

 Sonos Sub, power cord, Sonos QuickStart Guide, and Legal/Warranty information.

 2 each of Sonos One, power cord, flat Ethernet cable, Sonos QuickStart Guide, and Legal/Warranty information