

ASSEMBLY INSTRUCTION
MADE IN VIETNAM

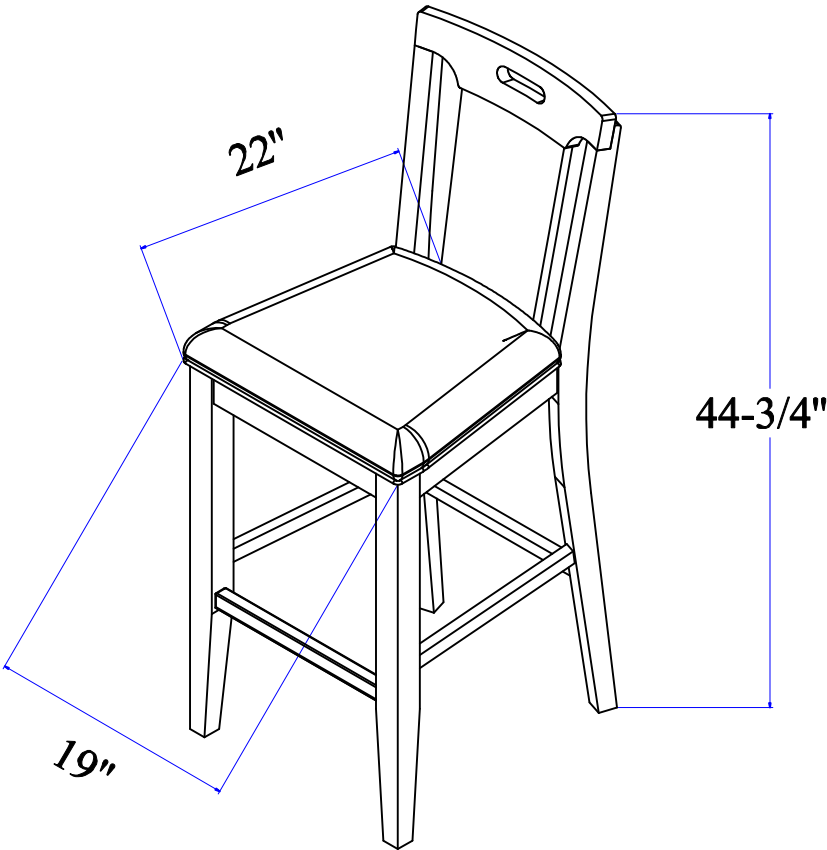
D360-30 SLAT BACK BAR STOOL

Thank you for purchasing this quality product. Be sure to check all packing materials carefully for small parts that may have come loose inside the carton during shipment.

Before you start assembly: Please read all instructions carefully before beginning the assembly process. It is recommended that 2 people work together during assembly to prevent personal injury and to ensure that heavy or cumbersome parts are not damaged during the process.


CAUTION: For your safety, this product requires two people to lift.

Assembled Dimensions




20 MINUTES

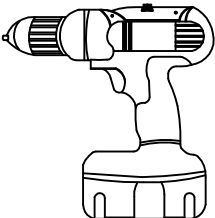
APPROXIMATE ASSEMBLE TIME



2 PERSON



REQUIRED ASSEMBLY SPACE



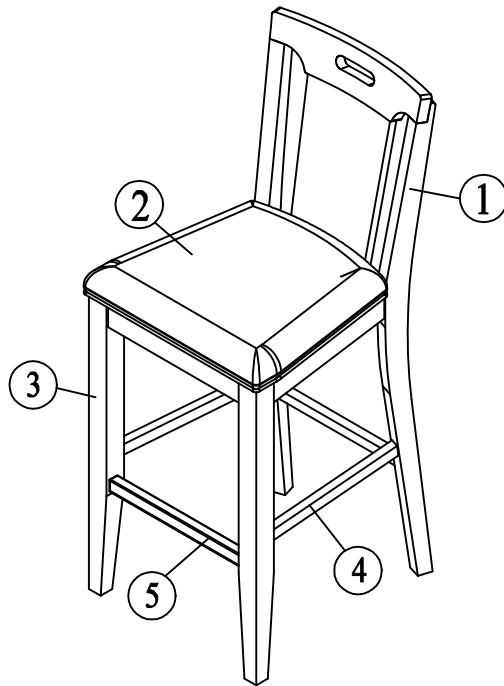
RECOMMENDED ASSEMBLY TOOLS

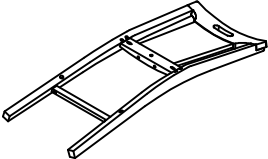
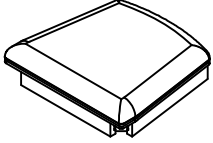
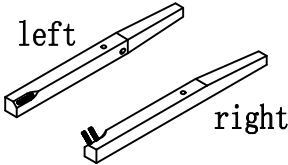
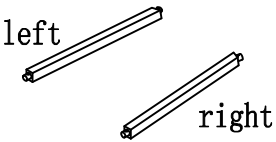
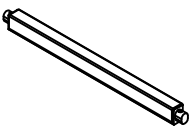
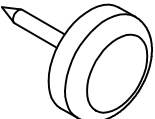
NOT PROVIDED

ITEM NO. : D360-30 SLAT BACK BAR STOOL

PART LIST

EHF # PD360-13HDWR

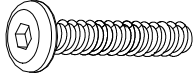


NO.		PART LIST	QTY
(1)		Chair Back EHF # PD360-30BK	1
(2)		Seat Frame with Cushion EHF #PD360-30SEAT	1
(3)		Left Front Leg Right Front Leg EHF #PD360-LSFLG EHF# PD360-RSFL	1 1
(4)		Left Side Stretcher Right Side Stretcher EHF #D360-LSFSTRCHR EHF #D360-RSFSTRCHR	1 1
(5)		Front Stretcher EHF # D360-FRNTSTRCHR	1
(6)		Plastic Glide EHF #PURECL-FTGLDPLSTC	4

ITEM NO. : D360-30 SLAT BACK BAR STOOL

HARWARE LIST EHF #PD360-30HDWR

A



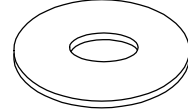
1X
Ø 5/16"*44mm
SHORT BOLT

B



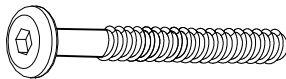
9X
Ø 5/16"*12*2mm
SPRING WASHER

C



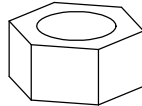
9X
Ø 5/16"*19*2mm
FLAT WASHER

D



4X
Ø 5/16"*76mm
LONG BOLT

E




4X
Ø 5/16"*12mm
HEX NUT

F



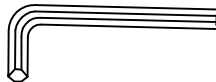
6X
Ø 8*38mm
SCREW

G



1X
Ø 5/16"
OPEN WRENCH

H



1X
M4*59mm
"L" ALLEN KEY

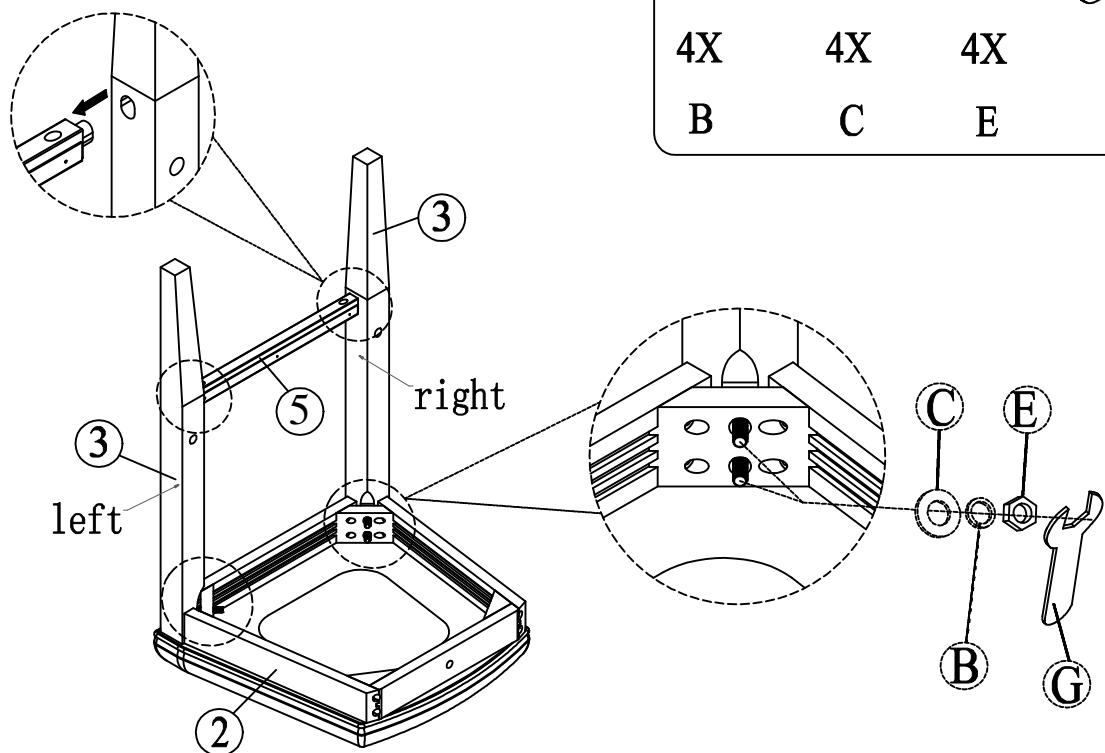
I



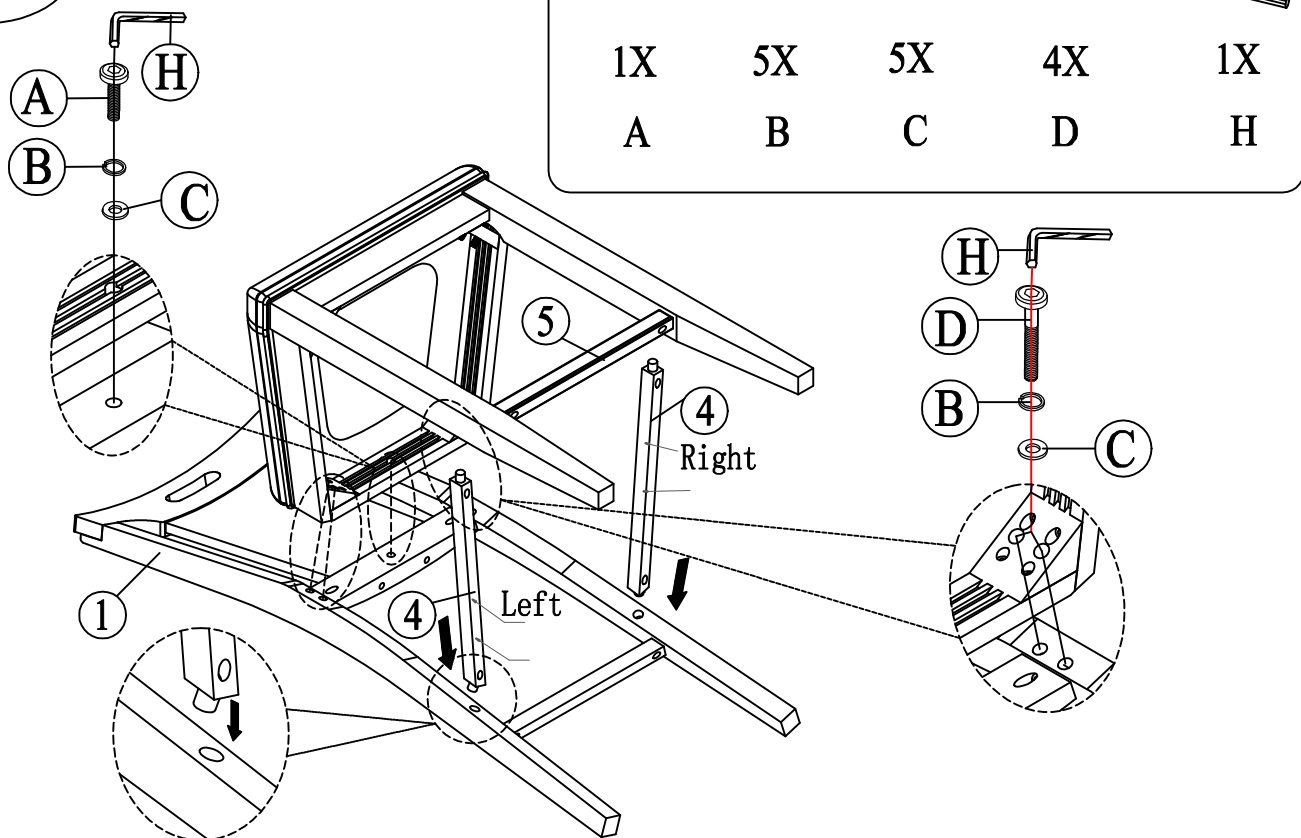
1X
M4*100mm
"STRAIGHT" ALLEN KEY

ITEM NO. : D360-30 SLAT BACK BAR STOOL

STEP 1

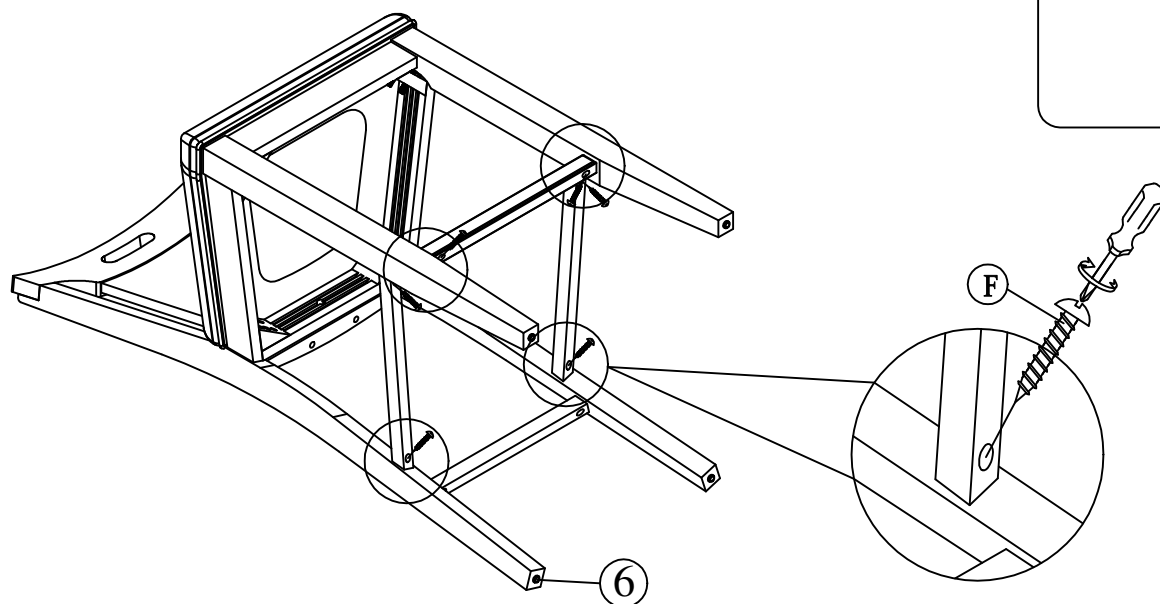


STEP 2



ITEM NO. : D360-30 SLAT BACK BAR STOOL

STEP 3



STEP 4

