

# HydroTap Classic Plus BCS Tap

Product Spec Sheet



## HydroTap Classic Plus Boiling/Chilled/Sparkling (BCS) Tap

Offering the choice of instant filtered boiling, chilled and sparkling water, the Classic Plus pairs iconic design with an intuitive touchpad making it the perfect complement to any space.

This HydroTap Classic Plus can be installed over the sink as a secondary tap or over our optional Classic Range Integrated or Classic Range Raised Font / Drip Tray.

The HydroTap Classic Plus is available in six finishes: Chrome, Brushed Chrome, Matte Black, Brushed Gold, Brushed Nickel and Gunmetal.

## HydroTap Classic Plus BCS Tap - Available Finishes



Chrome



Brushed  
Chrome



Matte  
Black



Brushed  
Gold



Brushed  
Nickel



Gunmetal

## Product Order Codes for HydroTap Classic Plus BCS Taps

HydroTap Classic Plus BCS Tap in Chrome	01043225
HydroTap Classic Plus BCS Tap in Brushed Chrome	01043492
HydroTap Classic Plus BCS Tap in Matte Black	01043493
HydroTap Classic Plus BCS Tap in Brushed Gold	01043494
HydroTap Classic Plus BCS Tap in Brushed Nickel	01043496
HydroTap Classic Plus BCS Tap in Gunmetal	01043495

Please see individual product spec sheets for command center and accessory product specs and order codes.

# HydroTap Classic Plus BCS Tap

## Product Spec Sheet



### Installation Requirements

The HydroTap is a pump-driven system so the installation of the Tap must be within 3' (0.9m) of the base command center. Installation on most countertops is straightforward however, some stone countertops may require a specialized cutting service.

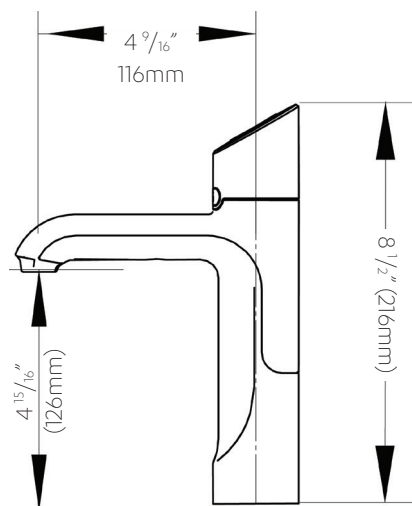
If using a drip tray (font) accessory, suitable drainage to a trapped waste is required within 3' (0.9m) of the installation. Sufficient space and clearance to install the HydroTap as detailed in the product installation guidelines is required.

Installation and connection of your HydroTap must be carried out by a qualified person, observing all local, state, & federal regulations.

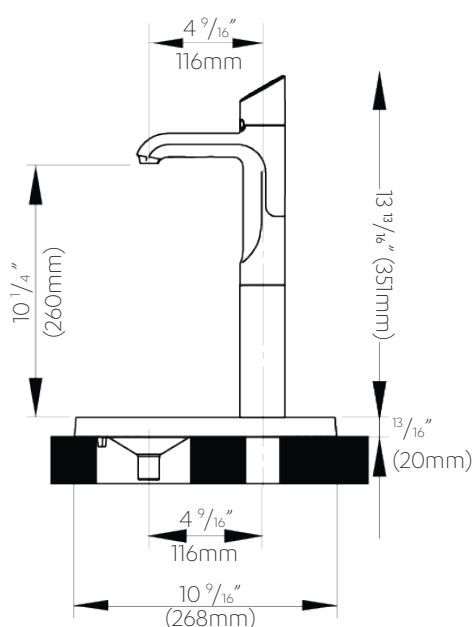
### HydroTap Classic Plus BCS - Tap Specs

<b>Style:</b>	HydroTap Classic Plus Tap (BCS) - includes boiling water safety lock
<b>Hole Size:</b>	1 - 3/8" / 35mm
<b>Tap Height:</b>	8 1/2" (216mm) or 13 13/16" (351mm) when installed with an optional font / drip tray
<b>Installation:</b>	Over sink as a secondary tap or on optional font / drip tray
<b>Flow Rate:</b>	Max 1.8gpm / 6.8lpm
<b>Sparkling Water Flow Rate</b>	0.4 gpm / 1.5lpm
<b>Product Certifications:</b>	IAPMO - NSF/ANSI 372, 42, 53, CSA B438.1, ASSE 1023, ASSE 1087; cUL; CEC
<b>ADA Compliant:</b>	Yes

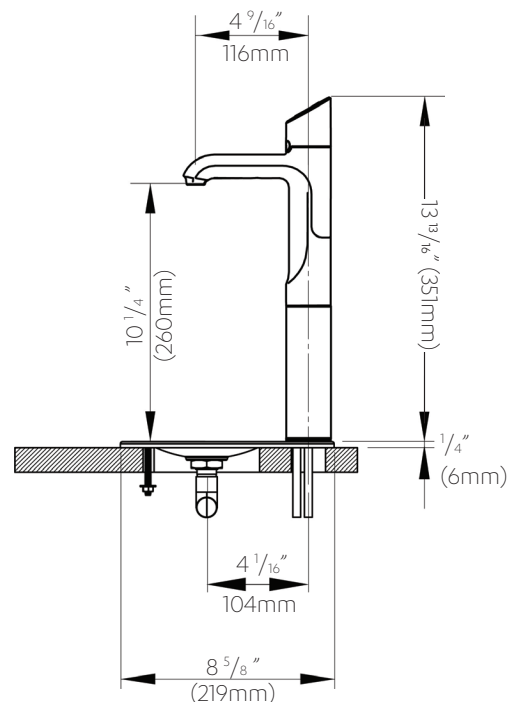
Classic Plus - Tap View



Classic Plus with Raised Font



Classic Plus with Integrated Font



Installation by Zip Professional Service is available in select metro areas and can be arranged with a phone call to 1-833-233-2358 or by emailing [wecare@na.zipwater.com](mailto:wecare@na.zipwater.com). Technical Installation assistance over phone or video call can be obtained by calling our customer care line at 1-833-233-2358, Monday through Friday 8am - 5pm Central Time.

# HydroTap 120V BCS G5 Kitted Command Center

Product Spec Sheet



## HydroTap 120V BCS G5 Command Center kitted with 1.5lb CO<sub>2</sub> and Regulator

Product Order Code: 01048497

The HydroTap by Zip Water is more than just a water system, it's cooking made easy, it's sparkling water on-demand and it's a crisp glass of chilled water. That's because the HydroTap 120V BCS command center provides users instant access to filtered boiling, chilled and sparkling water.

This command center is kitted with our 1.5lb CO<sub>2</sub> (2 cylinders) + CO<sub>2</sub> regulator. This kit ideal for residential and small commercial applications and can be paired with any of our various tap styles.

## HydroTap 120V BCS G5 Command Center - Product Specs

<b>Product Order Code</b>	01048497
<b>Water Pressure:</b>	Min 37psi – Max 100psi (2.60 - 7.03kg/cm <sup>2</sup> ) with a minimum flow rate of 1 gpm (3.79lpm)
<b>Water Connection:</b>	½" BSP - isolation valve is required within 3' (0.9m) of the installation
<b>Integral Water Values:</b>	All HydroTap systems are fitted with a Dual Check Valve and a 50psi (3.52kg/cm <sup>2</sup> ) Pressure Limiting Valve
<b>Water Supply Requirements:</b>	Potable drinking water supply
<b>Optimal Total Dissolved Solids (TDS) Range:</b>	TDS Min 50ppm – Max 150ppm
<b>Integral Water Filter:</b>	0.2 micron, 1 size - replace every 1,100 gallons / 4,163 liters or 12 months
<b>Power Rating:</b>	110-120V, 50-60Hz, 15 amp power supply with a NEMA 5-15 outlet
<b>Dimensions (WxDxH):</b>	13.3" x 18.2" x 13.1" / 339mm x 462mm x 333mm
<b>Minimum Air Gap:</b>	Minimum of 2" / 50mm clearance on left and right side and 8" / 200mm above
<b>Minimum Cabinet Size:</b>	20" wide x 24" deep / 508mm wide x 610mm deep
<b>Maximum Hose Connection Length</b>	3' / 0.9m (tap to command center)
<b>Minimum Distance Needed for Installation</b>	15" / 381mm (interior wall to garbage disposal)
<b>Dry Weight:</b>	75lbs / 34kg
<b>Product Approvals:</b>	IAPMO - NSF/ANSI 372, 42, 53, CSA B483.1, ASSE 1023, ASSE 1087; cUL; CEC
<b>Warranty:</b>	2-year limited parts and labor warranty
<b>Included CO<sub>2</sub> Cylinder:</b>	Zip Water 1.5lb CO <sub>2</sub> (includes 2 cylinders) with CGA-320 fitting + CO <sub>2</sub> regulator
<b>CO<sub>2</sub> Operating Pressure:</b>	Min 39psi - Max 44psi / Min 2.74 - Max 3.09kg/cm <sup>2</sup>

# HydroTap 120V BCS G5 Command Center

## Product Spec Sheet

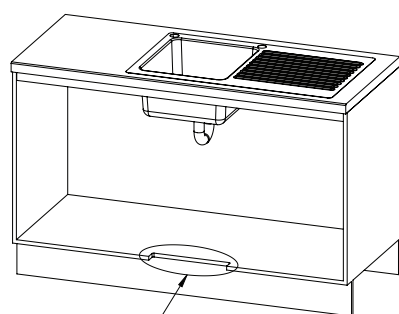


### Installation Requirements

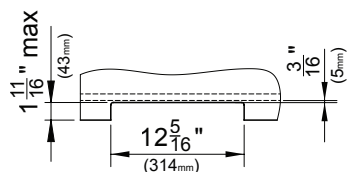
Installation and connection of your HydroTap must be carried out by a qualified person, observing all local, state, & federal regulations. You will require suitable 110-120V 50-60Hz, 15 amp power supply with a NEMA 5-15 electrical outlet within 5' 9" (1.75m) of the product.

The HydroTap is a pump-driven system so the installation of the Tap must be within 3' (0.9m) of the base command center. The HydroTap is an air-cooled system so discrete cabinetry cut-outs are required for ventilation. Installation on most countertops is straightforward however, some stone countertops may require a specialized cutting service.

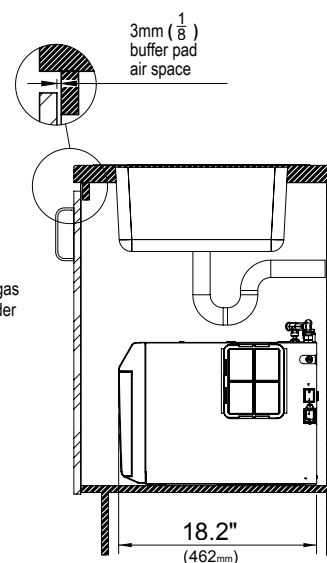
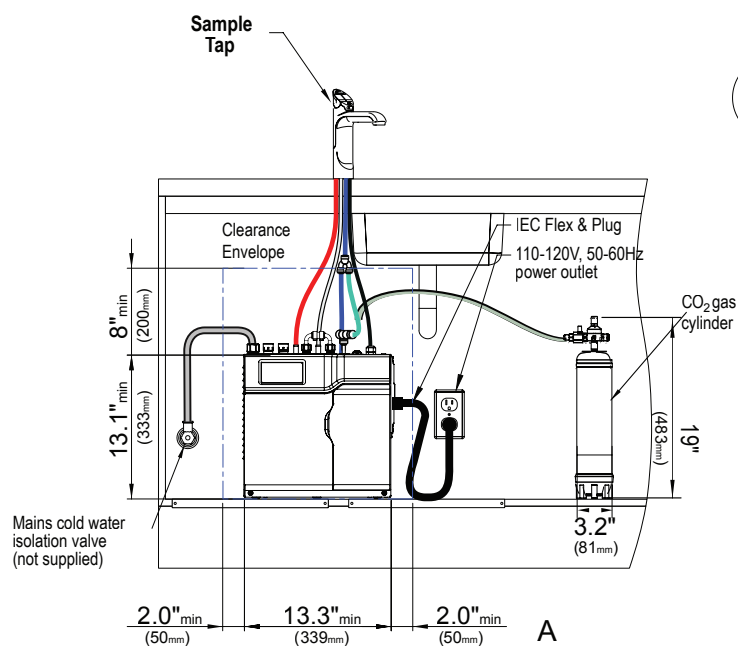
If using a drip tray (font) accessory, suitable drainage to a trapped waste is required within 3' (0.9m) of the installation. If you live in an area with hard water (more than 150ppm), we recommend installation of a scale filtration kit or a water softener. Sufficient space and clearance to install the HydroTap as detailed in the product installation guidelines is required.



VENTILATION DETAIL



DETAIL B: CABINET FLOOR CUT-OUT



Scan QR code to view  
installation guide.

Installation by Zip Professional Service is available in select metro areas and can be arranged with a phone call to 1-833-233-2358 or by emailing [wecare@na.zipwater.com](mailto:wecare@na.zipwater.com). Technical Installation assistance over phone or video call can be obtained by calling our customer care line at 833-233-2358, Monday through Friday 8am - 5pm Central Time.

# 1.5lb CO<sub>2</sub> Cylinder + Regulator

## Detailed Spec Sheet



### 1.5lb CO<sub>2</sub> Cylinder and CO<sub>2</sub> Regulator - Product Specs

<b>Product Description:</b>	2 x 1.5lb Beverage-Grade Carbon Dioxide Cylinder with Regulator
<b>CO<sub>2</sub> Capacity:</b>	Approximately 400 8oz cups (per canister)
<b>CO<sub>2</sub> Operating Pressure:</b>	Min 39psi - Max 43psi / Min 2.74 - Max 3.02kg/cm <sup>2</sup>
<b>CO<sub>2</sub> Height (without regulator):</b>	Approximately 12" / 305mm
<b>CO<sub>2</sub> Diameter:</b>	Approximately 3.2" / 81mm
<b>CO<sub>2</sub> Regulator Height:</b>	Approximately 6" / 152mm
<b>CO<sub>2</sub> Regulator Width:</b>	Approximately 7" / 178mm
<b>CO<sub>2</sub> Regulator Depth:</b>	Approximately 4.3" / 109mm
<b>Valve Type:</b>	CGA-320
<b>Max Height (with regulator)</b>	Approximately 19" / 482mm
<b>Max Width (with regulator):</b>	Approximately 6" / 152mm
<b>Storage Temperature:</b>	CO <sub>2</sub> should be stored out of direct sunlight. Max storage temperature is 120°F (48.8°C)

