

Product Specifications

Style Number	VV491	
Construction	Solid Polymer Core	
Edge Profile	Enhanced Painted Bevel	
Nominal Dimensions	9" wide, 73" long	
	US Units	Metric Units
Actual Product Width	9.06"	23 cm
Actual Product Length	72.83"	185 cm
Wear Layer Thickness	20 mil (0.02")	0.5 mm
Overall Product Thickness	0.204"	5.2 mm
Core Thickness	0.157"	4 mm
Attached Underlayment	Attached Cork	
Attached Underlayment Thickness	0.047"	1.2 mm
Finish	UV Acrylic	
Installation Methods	Floating or Direct Glue	
Profile	Angle/Tap	
Country of Origin	Imported	


Packaging

Area per Box	36.64 sq ft	3 sq m
Pieces per Box	8 pcs	
Weight per Box	61.95 lbs	28.1 kg
Boxes per Pallet	48 boxes	




2950 Madrid Oak

Colors




2950 Madrid Oak




2956 Cairo Oak




2957 Suva Oak



2958 Berlin Pine




2959 Dublin Pine




2960 Capetown Maple

Color Variation: Slight



4040 San Marino Elm



8009 London Elm



COREtec Pro Plus XL Enhanced

Performance

Resistance to Heat (ASTM F1514)	Passes
Resistance to Light (ASTM F1515)	Passes
Resistance to Chemicals (ASTM F925)	Passes
Smoke Density (ASTM E662)	Passes
Radiant Panel (ASTM E648)	Passes, Class I
Slip Resistance (ASTM D2047)	ADA compliant

Test Reports may be included or listed by the manufacturing/inventory style number as opposed to the noted selling style number.

Warranties

- USF Lifetime
- [Residential Resilient Limited Warranty - Defects, Wear, Waterproof, Petproof](#)
- USF 15 Year Heavy Commercial