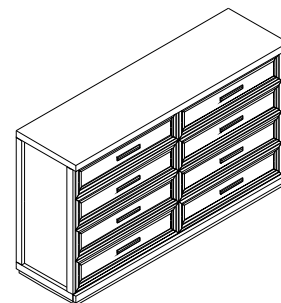


Warning :

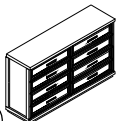


- Be sure to check all packing material carefully for small parts, which may have come loose inside the carton during shipment.
- To prevent possible scratches and damage, this furniture must be assembled on a soft surface such as a blanket or carpet.

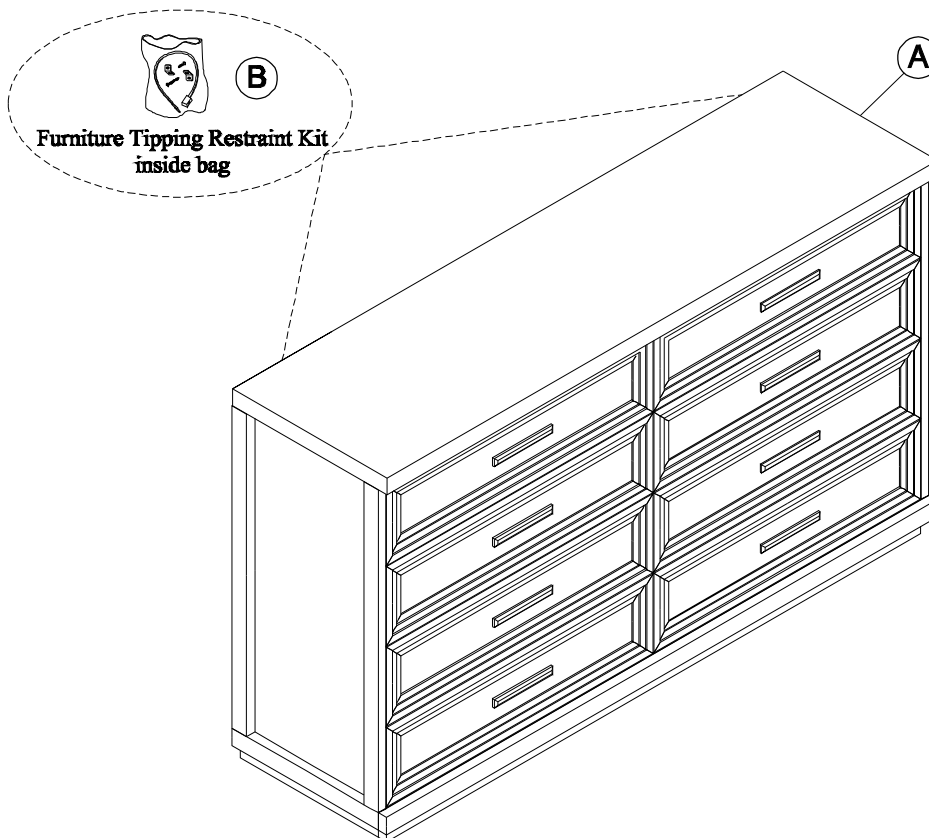
Important Use Information: We recommend using coasters, placemats and trivets when placing hot or cold containers on this item. It is also recommended to quickly cleanup any spills to minimize exposure to moisture. Doing so will prolong the life and look of the item for many years.



73490
8-DRAWER DRESSER

Components and Hardware List

Drawer Dresser  (A) 1 pc.	Anti-Tip Restraint Kit (attached to back of unit)  (B) 2 pcs.	Tool Required (Not provided) Phillips Screwdriver 
--	---	---



For product and personal safety, two furniture Tipping Restraint kits have been included with this unit which can help to minimize the risk of the unit accidentally tipping forward, if used and properly installed per the kit manufacturer's instructions.