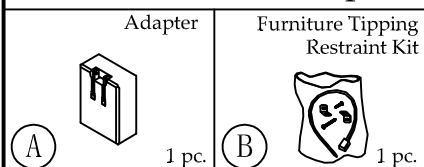


#### Warning :

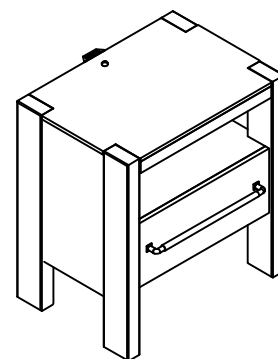
- Be sure to check all packing material carefully for small parts, which may have come loose inside the carton during shipment.
- To prevent possible scratches and damage, this furniture must be assembled on a soft surface such as a blanket or carpet.

#### Components and Hardware List



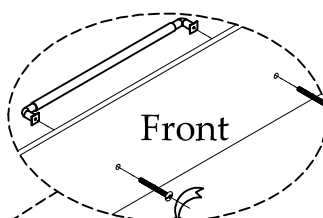
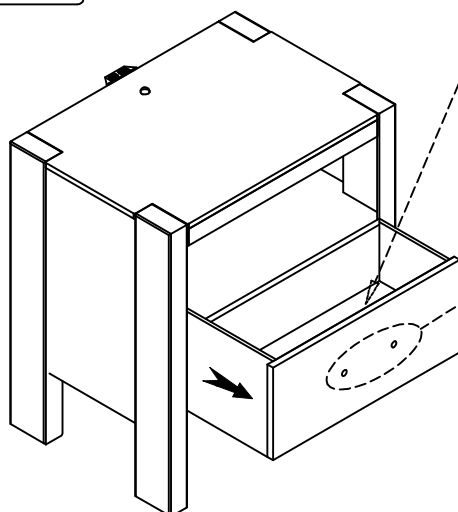
#### Attention :

- USB plug attached inside the drawer box
- Plug it into the USB to use

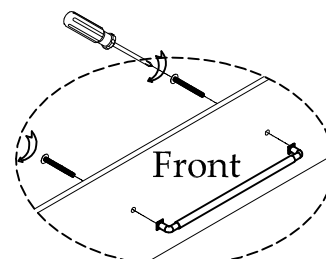


91068  
1 Drawer Nightstand

#### STEP 1

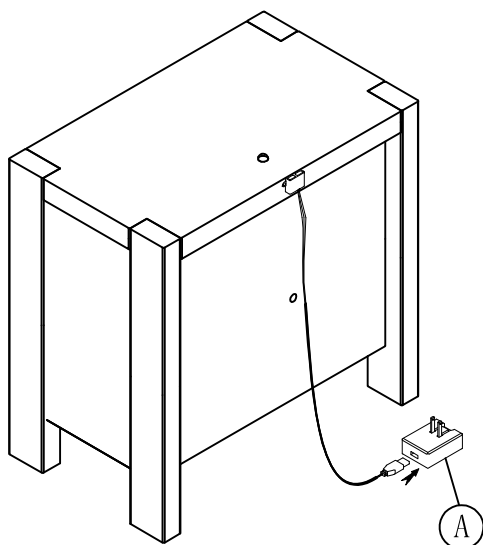


Remove Handle from  
inside drawer




Reattach Handle to  
outside of drawer

#### STEP 2

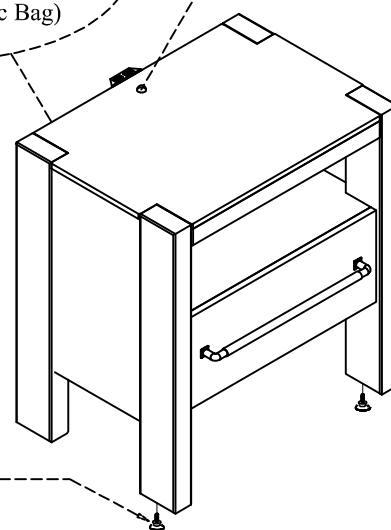


#### STEP 3



Tipping Restraint Hardware Kit  
(Inside White Plastic Bag)

Press touch switch  
to activate light.



Adjustable leveler (2pcs).

For product and personal safety, a Furniture Tipping Restraint kit has been included with this unit which can help to minimize the risk of the unit accidentally tipping forward, if used and properly installed per the kit manufacturer's instructions.