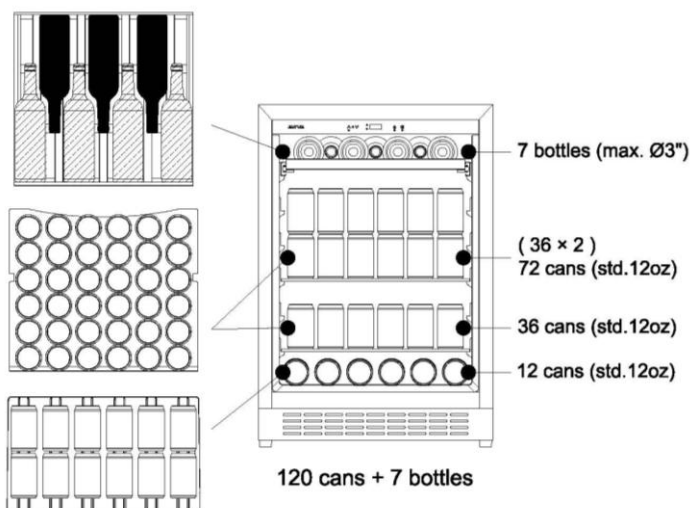


ABBC120PR 24" BEVERAGE CENTER PANEL-READY

AVIVA



LOADING CAPACITY



CONTROLS AND FUNCTIONS

Product type	Beverage center
Temperature zone(s)	1-18°C (34-64°F)
Configuration	Single door
Controls	Electronic touch controls with Blue LED display
Interior lighting	4-level Blue LED lighting on top
Door open alarm	Yes
High-temperature alarm	Yes
Dual-sensor precision temperature control	Yes
Fan-assisted cooling	Yes
Sabbath mode	Yes

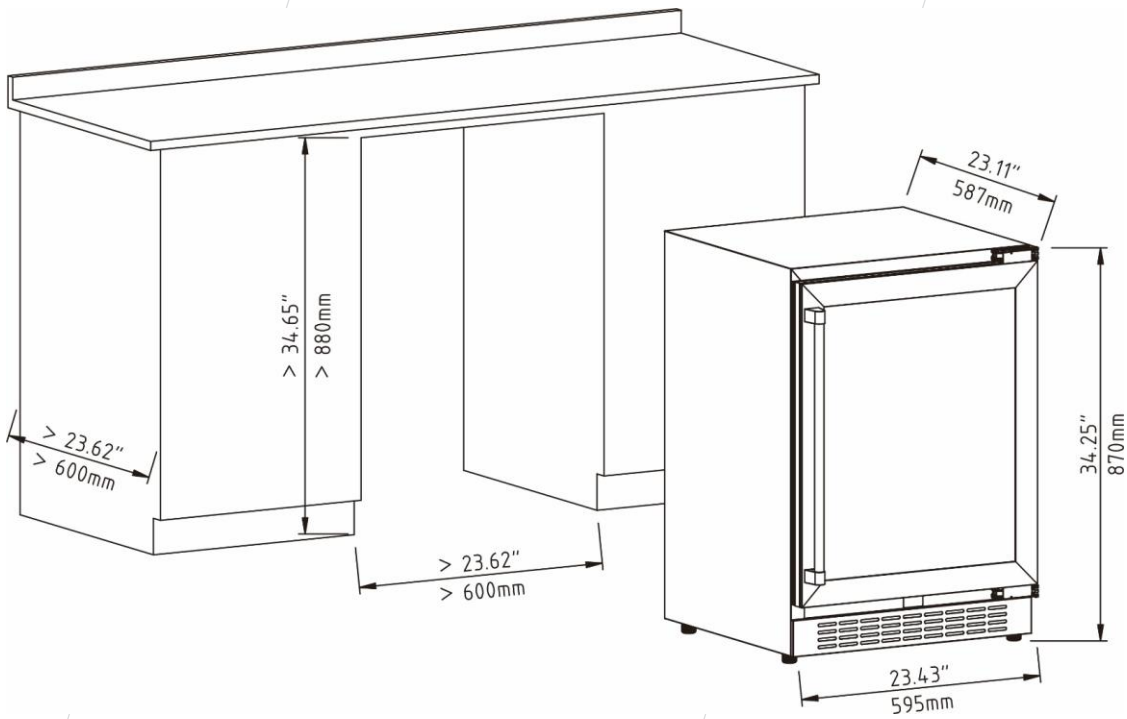
SPECIFICATIONS AND DIMENSIONS

Dimensions	23 7/16"(W) x 23 1/8"(D) x 34 1/4"(H)
Sound level	39 dBA
Capacity	120 cans (12-oz.) + 7 bottles (750-ml)
Shelves	1 full-extension, soft-close wood rack with stainless trim + 2 height-adjustable glass shelves with airflow openings
Door & hinge	Field-reversible door with articulated hinge
Door frame	Panel-ready
Glass door	Triple-pane with Low-e argon gas
Door lock	No
Handle	Tubular pro - included in package
Kickplate	Black metal
Cabinet color	Black
Air filtration	Yes - with carbon filter
Installation	Built-in or freestanding
Refrigerant	R600a
Compressor	Embraco
Electrical requirements	115V / 60Hz / 1.25A
Warranty	2 years parts and labor, 5 years on sealed system (parts only)
UPC Code	628173081505

ABBC120PR
24" BEVERAGE CENTER
PANEL-READY

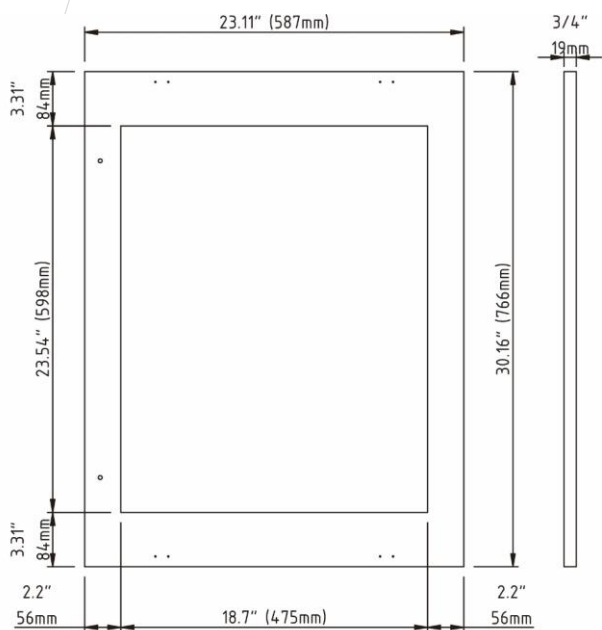
AVIVA

DIMENSIONS & INSTALLATION



Note: If the appliance is fully built in and installed with a kitchen plinth, ensure that the ventilation openings in the plinth provide at least 300 cm² of free airflow. Remove any ventilation grilles so that hot air can disperse without obstruction. Otherwise, the appliance will operate under higher strain, leading to increased energy consumption.

OVERLAY PANEL DIMENSIONS *(panel not included)*



Door Panel Width	587 mm (23.11")
Door Panel Height	766 mm (30.16")
Door Panel Depth	19 mm (.75")
Door Panel Weight	10 lbs. max
Viewable Area Width	475 mm (18.7")
Viewable Area Height	598 mm (23.54")