

ASSEMBLY INSTRUCTIONS

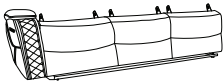






ORION COLLECTION

ITEM: U1769-30LP2

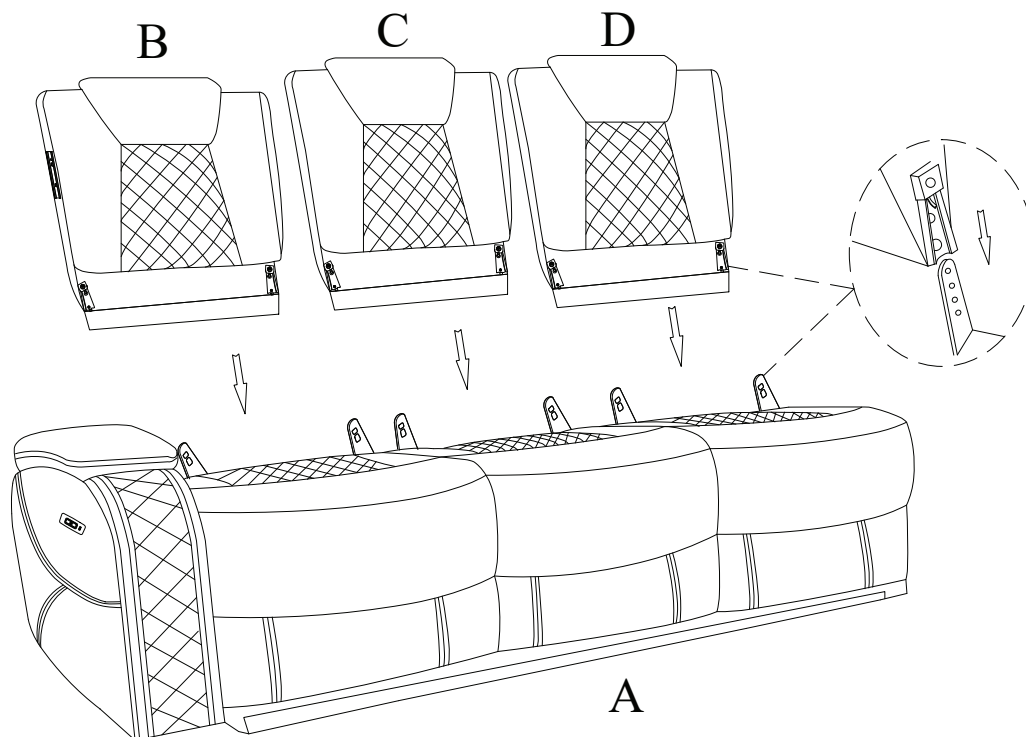
DESCRIPTION: ORION LAF SOFA W/PWR FR & HR

Thank you for purchasing this quality product. Be sure to check all packing materials carefully for small parts, which may have come loose during shipment. Identify and count all items and compare with the parts list shown below. It is recommended to have two people during assembling and to remove the back and base of the furniture out from the box .

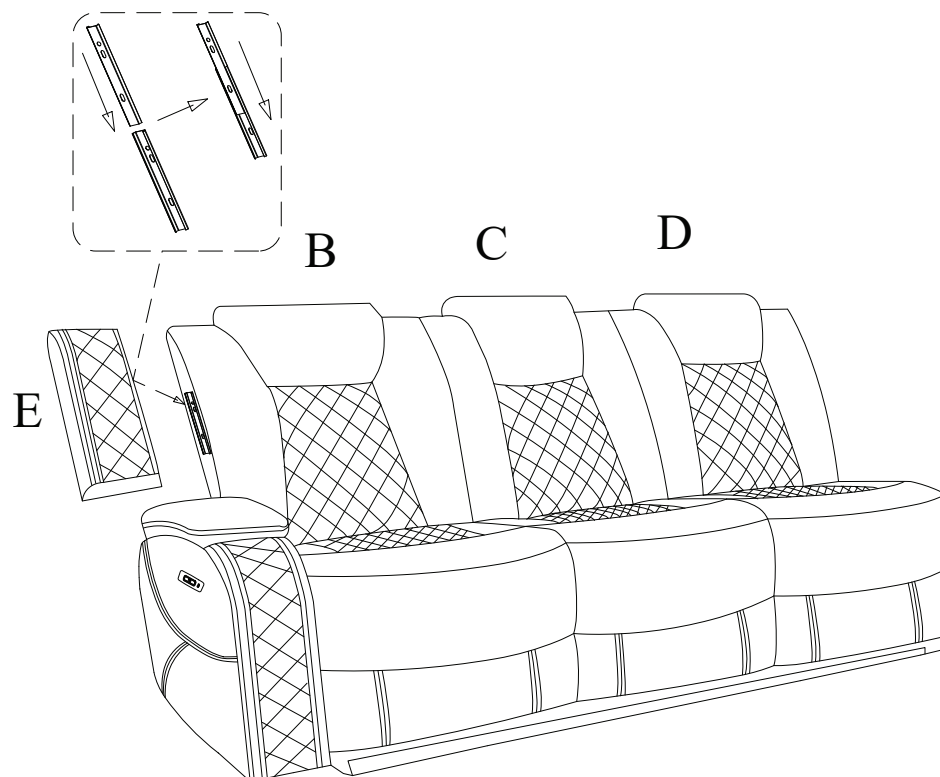
Please follow the drawings below to assemble the item

PARTS LIST			
NO.	DESCRIPTION	SKETCH	QTY
A	Seat		1PC
B	Left backrest		1PC
C	Mid backrest		1PC
D	Right Backrest		1PC
E	Left Wing		1PC
F	Power Cable		1PC
G	Small Round End Power Cable		1PC

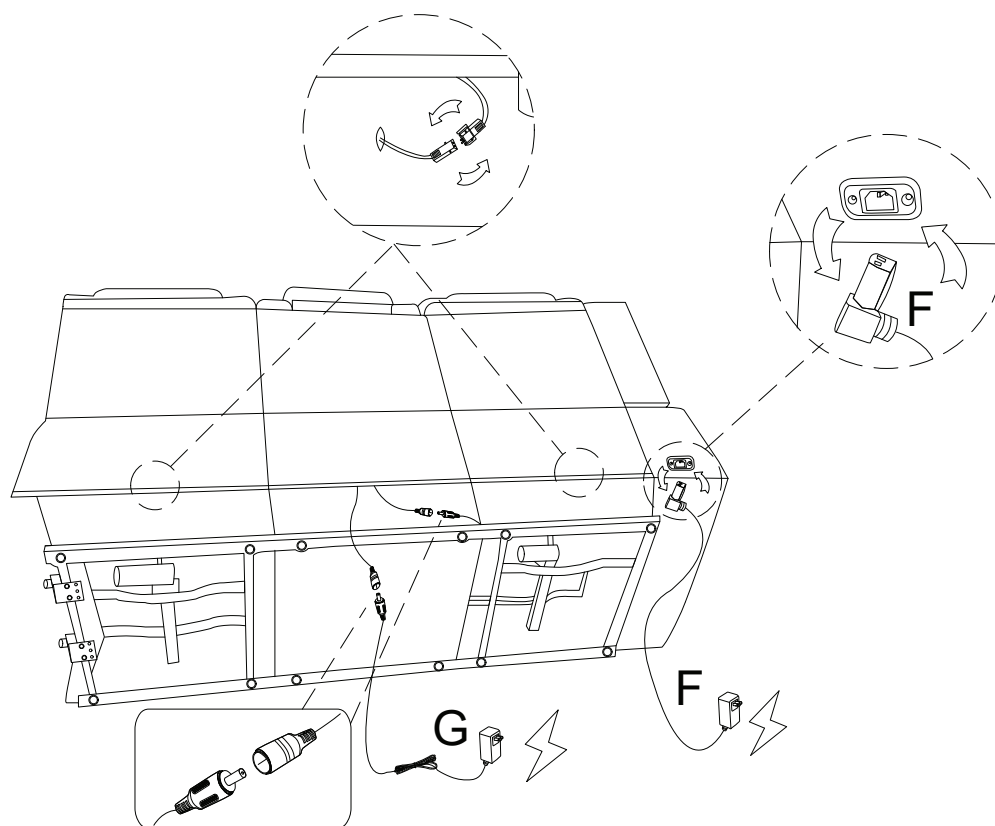
STEP 1: Insert the KD backrests (B), (C), (D) to the seat (A) and make sure the backrests are secured in position



STEP 2: Insert the left wing (E) into the backrest (B) and make sure it is secured in position



STEP 3: Connect left and right seat to power via connector at the bottom of seat frame. Connect adaptor (G) to single circle connector which is fixed at the bottom of middle seat frame. At the other side, plug the connector of adaptor (F) to arm side.



STEP 4: Completed as picture below

