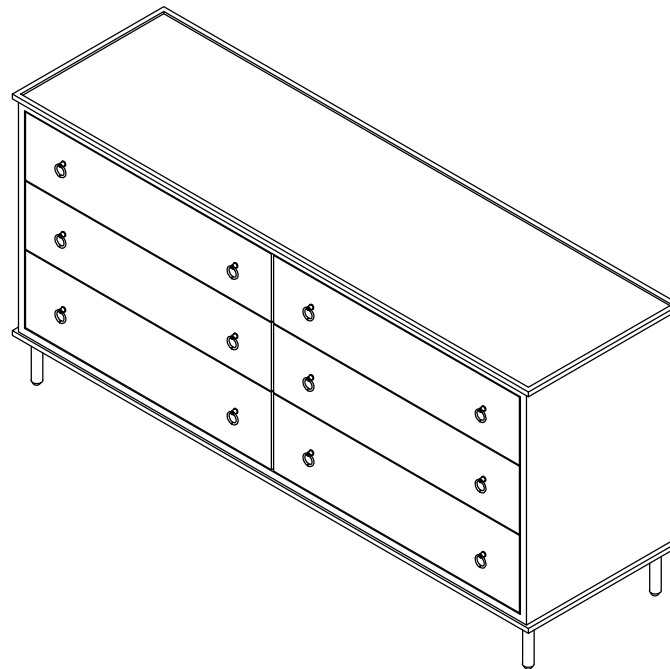




ASSEMBLY INSTRUCTIONS.

REAGAN 6 DRAWER DRESSER DEEP GREEN

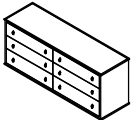
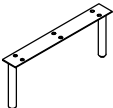

JU-1008-27








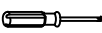
THANK YOU FOR YOUR PURCHASE !

PARTS AND HARDWARE.

PARTS LIST

No.	DESCRIPTION	IMAGE	Q'TY
P1	BODY		1
P2	METAL LEGS		2
P3	METAL MIDDLE LEG		1

HARDWARE LIST

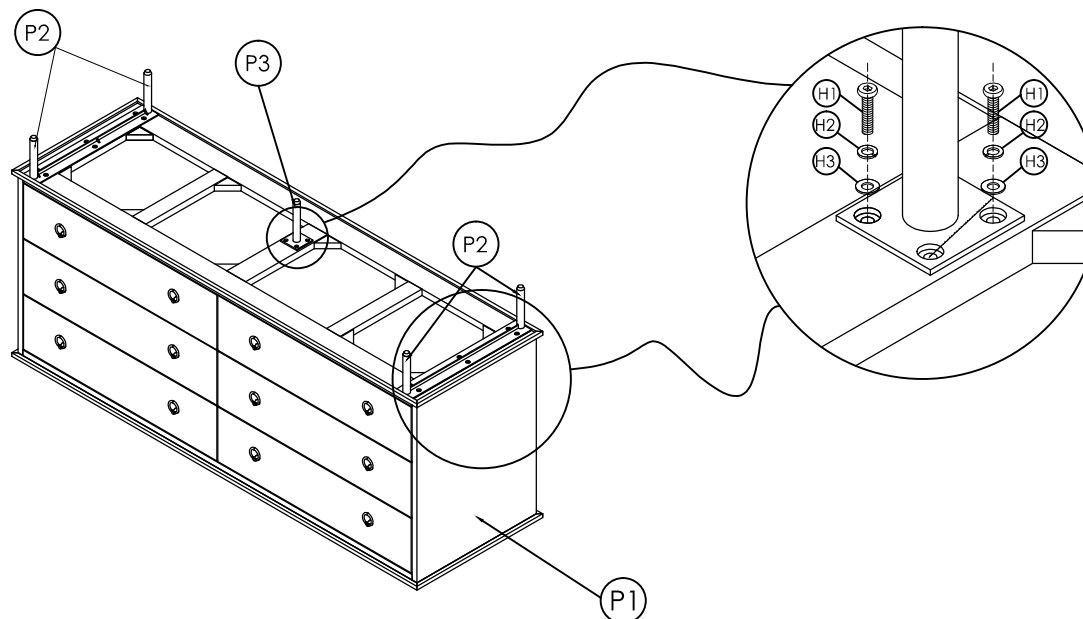
No.	DESCRIPTION	IMAGE	Q'TY
H1	BOLT Ø6 x L20mm		12
H2	SPRING WASHER Ø6/10x2mm		12
H3	FLAT WASHER Ø6/16x2mm		12
H4	Allen key M4x60mm		1
H5	Anti Tip Kit		2 set
H6	Screw Driver		Not provide

NOTES.

Thank you for purchasing this quality product! Be sure to check all packing material carefully for small part that may have come loose inside the carton during shipping.

CAUTION: The item is heavy, assembly should be performed by two people.

STEP 1.



STEP 2.

