

Loyd Lift chair



Loyd

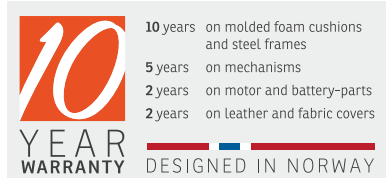
Our Lift Relaxers offer added support in the form of a reliable and easily operated chair, with all the Norwegian design and comfort of our original armchairs. For those who require that extra comfort and support, our Lift Relaxers are here to help.

The Loyd Lift Relaxer offers comfort where you need it most with a simple, laid-back design. Softly padded cushioning is created by deeper stitching lines, luxurious to the touch. The angular-shaped armrests provide a defining shape, along with solid comfort and support.

The IMG promise

Our products are subjected to the highest Norwegian quality standards. Our comprehensive warranty policy is our promise to you that your furniture has been built to last.

Warranty - See warranty policy for more details.



Up to 2 sizes available

See reverse for specific option availability.



Functions - Features

1. Higher grade foam

Created through cold-cure foam technology, this ensures ergonomically correct seating posture and support which lasts.

2. Comfort precision headrest

Adjustable head and neck support gives you the ultimate comfort in all seating positions.

3. Effortless recline

The back recline and integrated footrest can easily be operated at the push of a button.

4. Steel interior springs

Steel springs located throughout the back and seat provide optimum support whilst cradling the body.

5. Solid frame construction

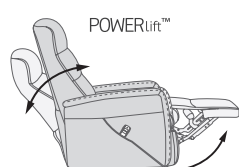
A steel and hardwood frame provides durability and strength.

6. Remote control system

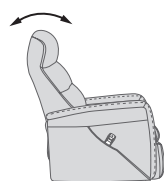
Allows you to easily operate the lift function, the backrest and footrest, or return to the home position.



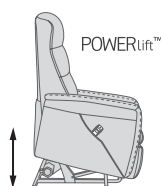
Lift Relaxer functions



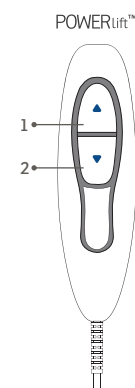
Powered recline



Adjustable / tilt head and neck support



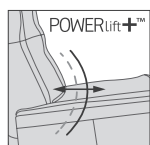
Lift support



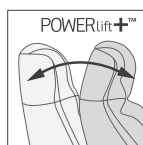
Single Motor Lift Chair

1. Footrest extends followed by back recline.
2. Backrest rises, followed by retracting footrest before chair lift function is activated.

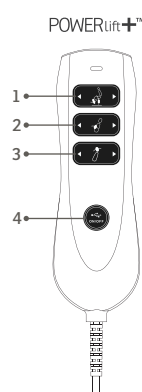
Power+ Lift Relaxer functions



Powered lumbar support



Powered adjustable head and neck support **



Triple Motor Lift Chair

1. **Left**- Footrest extends followed by back recline.
Right- Backrest rises followed by retracting footrest before chair lift function is activated.
2. **Left**- Lumbar support in.
Right- Lumbar support out.
3. **Left**- Neck support forwards.
Right- Neck support backwards.
4. USB on/off.

Measurements *

Product code	Total width	Total depth	Total height	Seat width	Seat height	Seat depth	Total depth (reclined)	Wall clearance requirement
LF251 / Standard / Motor	78 cm / 30.7 in	92 cm / 36.2 in	103 - 142 cm / 40.6 - 55.9 in	50 cm / 19.7 in	49 cm / 19.3 in	53 cm / 20.9 in	151 cm / 59.4 in	20 cm / 7.9 in
LF351 / Large / Motor	83 cm / 32.7 in	92 cm / 36.2 in	105 - 143 cm / 41.3 - 56.3 in	55 cm / 21.7 in	49 cm / 19.3 in	53 cm / 20.9 in	151 cm / 59.4 in	20 cm / 7.9 in
LFS251 / Standard / Motor	78 cm / 30.7 in	92 cm / 36.2 in	106 - 143 cm / 41.7 - 56.3 in	50 cm / 19.7 in	49 cm / 19.3 in	55 cm / 21.7 in	151 cm / 59.4 in	20 cm / 7.9 in
LFS351 / Large / Motor	83 cm / 32.7 in	92 cm / 36.2 in	107 - 144 cm / 42.1 - 56.7 in	55 cm / 21.7 in	49 cm / 19.3 in	56 cm / 22 in	151 cm / 59.4 in	20 cm / 7.9 in

* The dimensions are approximate and may vary with +/-2cm

** Is not available as an individual upgrade, must be made in combination with Powered Lumbar support