







ASSEMBLY INSTRUCTIONS

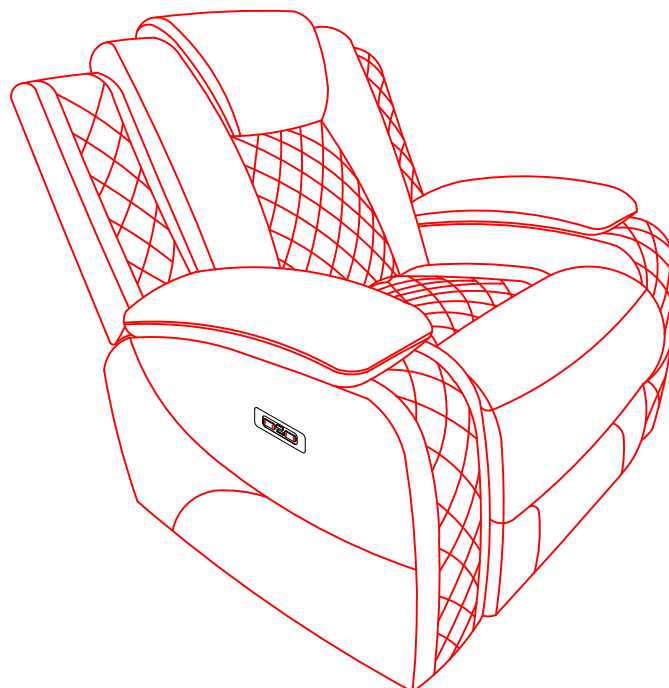
ORION COLLECTION

ITEM: U1769-13P2-BLK

DESCRIPTION : ORION GLIDER RECLINER W/PWR
FR & HR-BLACK

Thank you for purchasing this quality product. Be sure to check all packing materials carefully for small parts, which may have come loose during shipment. Identify and count all items and compare with the parts list shown below. It is recommended to have two people during assembling and to remove the back and base of the furniture out from the box. **Please follow the drawings below to assemble the item**

Parts List			
NO.	DESCRIPTION	SKETCH	Q'TY
A	Seat		1 PC
B	Backrest		1 PC
C	Left ear		1 PC
D	Right ear		1 PC
E	Plug		1 PC
F	Transformer		1 PC



All images shown are for illustration purpose only.
Actual product may vary due to product enhancement.

ASSEMBLY INSTRUCTIONS

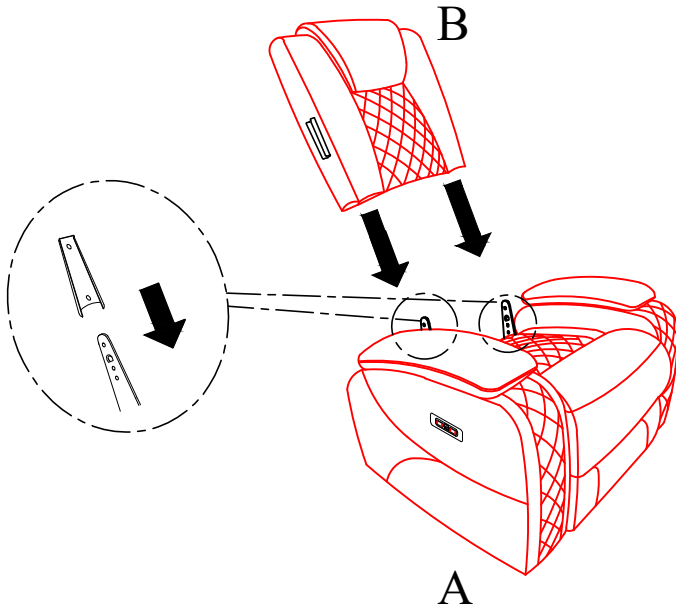
ORION COLLECTION

ITEM: U1769-13P2-BLK

DESCRIPTION : ORION GLIDER RECLINER W/PWR
FR & HR-BLACK

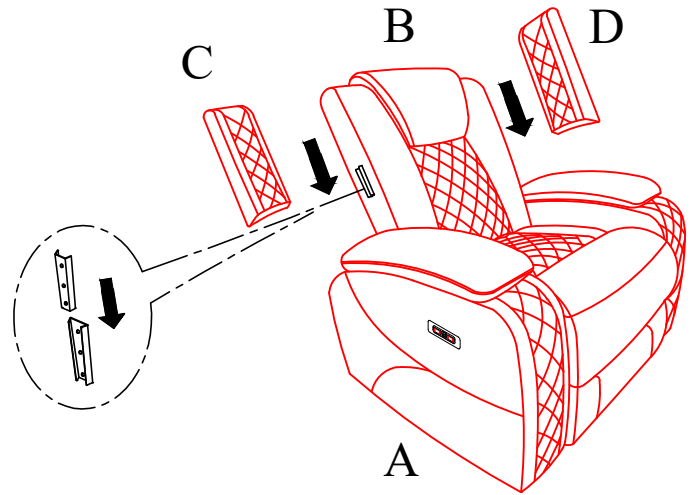
Step 1:

Attach Backrest (B) to the Seat (A)



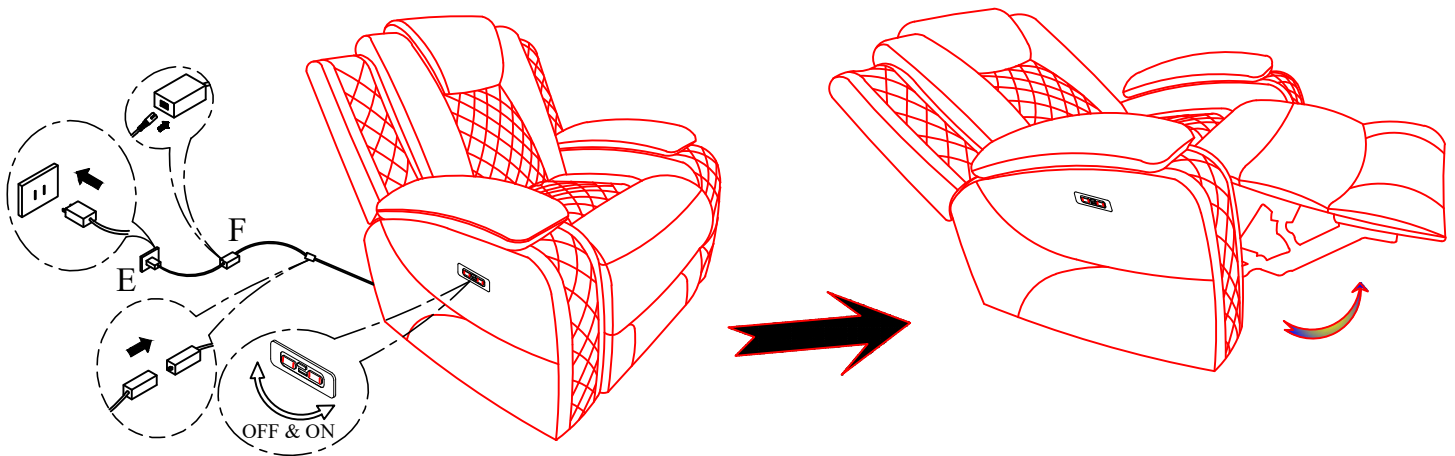
Step 2:

Attach the Left ear (C) and Right ear (D) to Backrest (B)



Step 3:

1. Connect the power and Open the footrest or move the headrest by pressing the button.



All images shown are for illustration purpose only.
Actual product may vary due to product enhancement.