

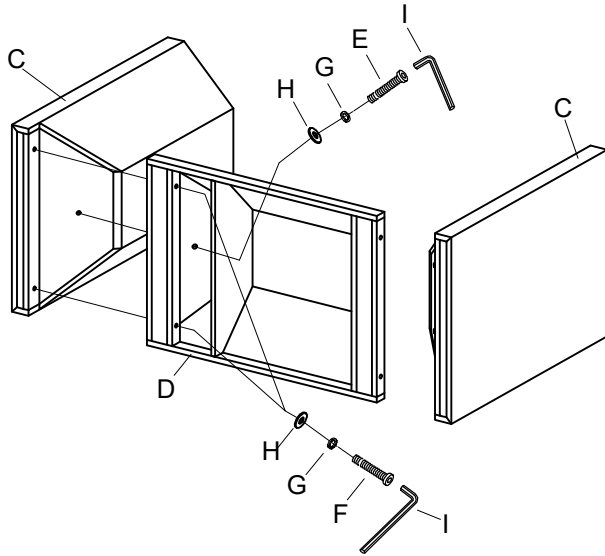
ASSEMBLY INSTRUCTION

Model: T02CT

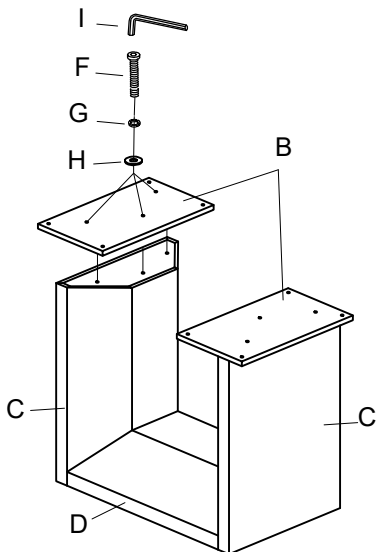
Description: COFFEE TABLE

Thank you for purchasing this quality product. Be sure to check all packing material carefully for small parts that may have come loose inside the carton during shipment.

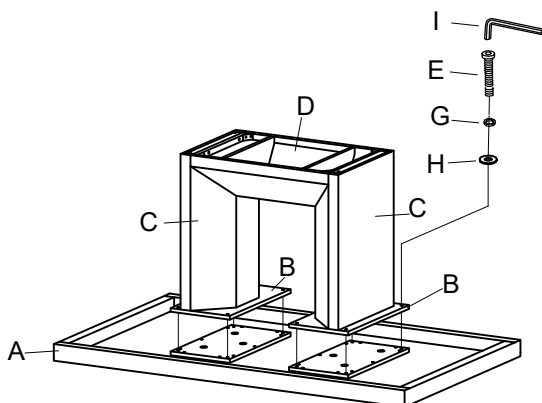
Step 1: Affix the base (D) with table leg (C) by (E),(G),(H),(I) and (F) (G) (H) (I)





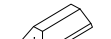

Step 2: Affix mounting plate (B) on the table leg (C) by (F),(G),(H),(I)








Step 3: Affix mounting plate (B) with table top (A) by (E),(G),(H),(I)



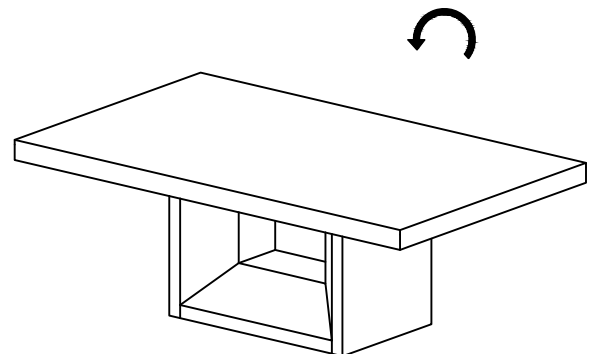
PARTS

A		Table Top	1pc
B		Mounting Plate	2pcs
C		Table Leg	2pcs
D		Base	1pc

HARDWARE LIST:

E		Ø5/16*1-3/8"	10pcs
F		Ø5/16*1-3/4"	10pcs
G		Ø5/16	20pcs
H		Ø5/16*22mm	20pcs
I		M5	1pc

Step 4: Completed



Turn up the table top carefully.