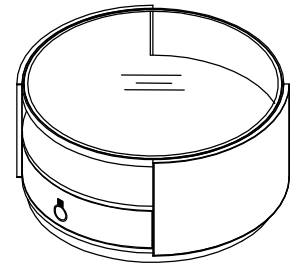


Warning :

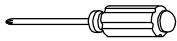
- Be sure to check all packing material carefully for small parts, which may have come loose inside the carton during shipment.
- To prevent possible scratches and damage, this furniture must be assembled on a soft surface such as a blanket or carpet.



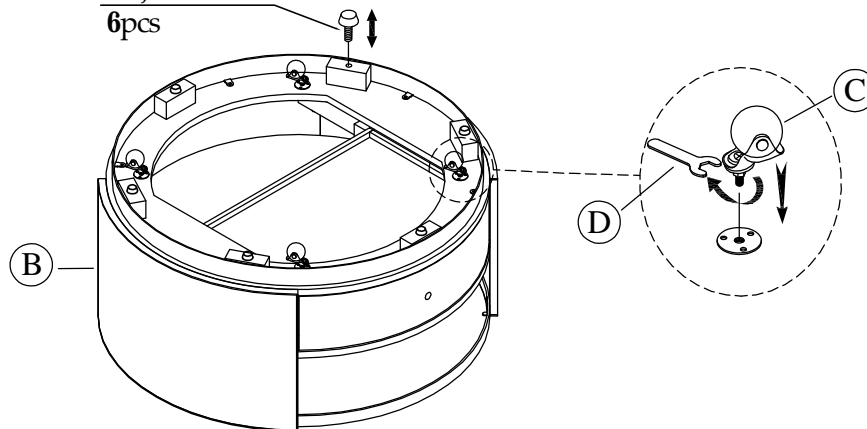
Components and Hardware List

<p>Glass</p> <p>(A) 1 pc.</p>	<p>Round Cocktail Table</p> <p>(B) 1 pc.</p>	<p>Caster</p> <p>(C) 4 pcs.</p>	<p>16mm Allen Wrench</p> <p>(D) 1 pc.</p>
-------------------------------	--	---------------------------------	---

Screw Driver
not included

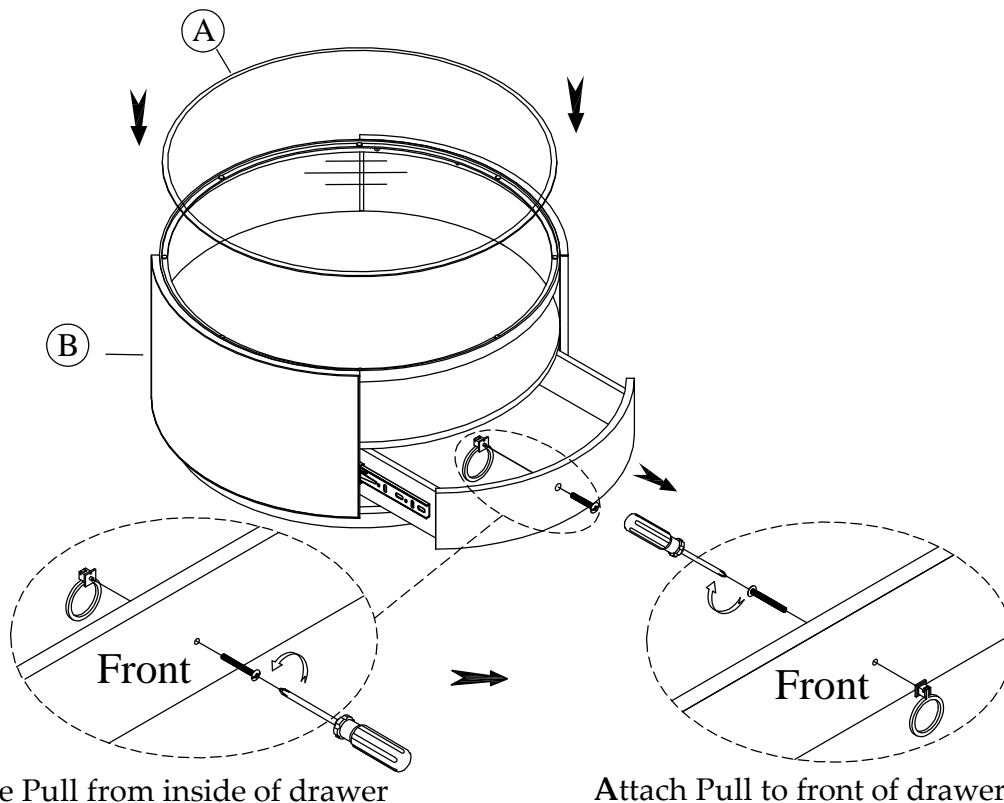


Adjustable leveler
6pcs



STEP 1:

STEP 2:



Remove Pull from inside of drawer

Attach Pull to front of drawer

50203
Round Cocktail Table