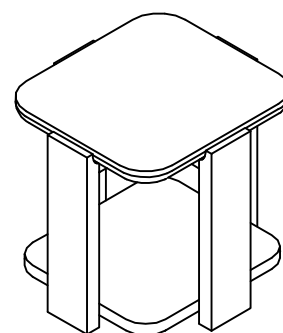


#### Warning :




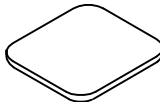
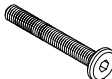


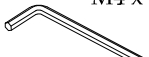

- Be sure to check all packing material carefully for small parts, which may have come loose inside the carton during shipment.
- To prevent possible scratches and damage, this furniture **MUST BE ASSEMBLED BY TWO PEOPLE** on a soft surface such as a blanket or carpet.

**Important Use Information:** We recommend using coasters, placemats and trivets when placing hot or cold containers on this item. It is also recommended to quickly cleanup any spills to minimize exposure to moisture. Doing so will prolong the life and look of the item for many years.

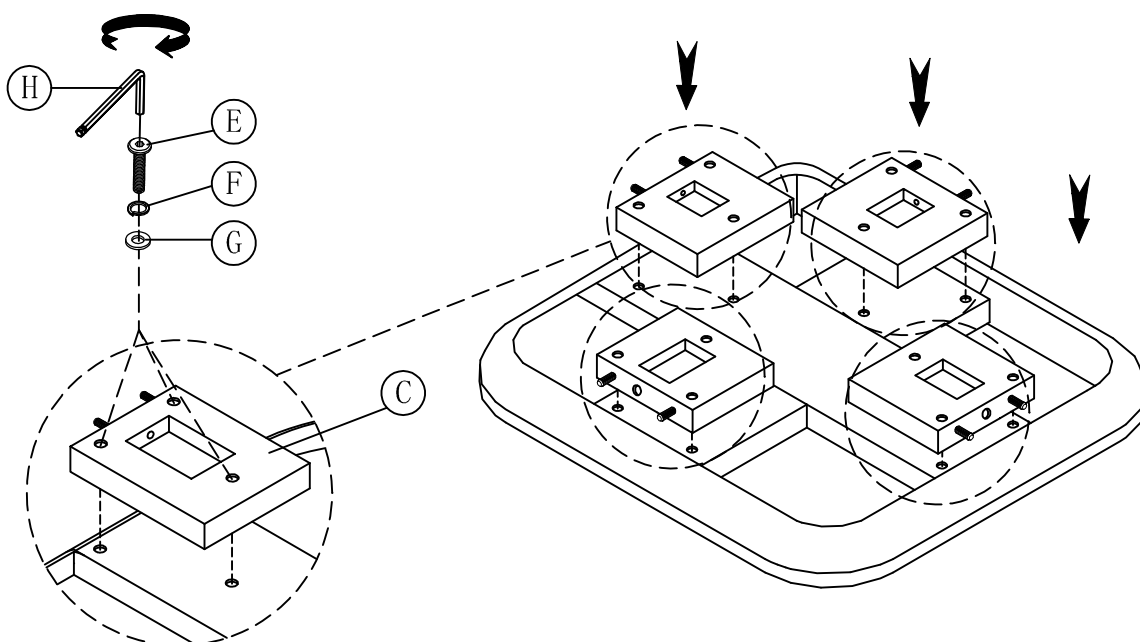


10909  
END TABLE

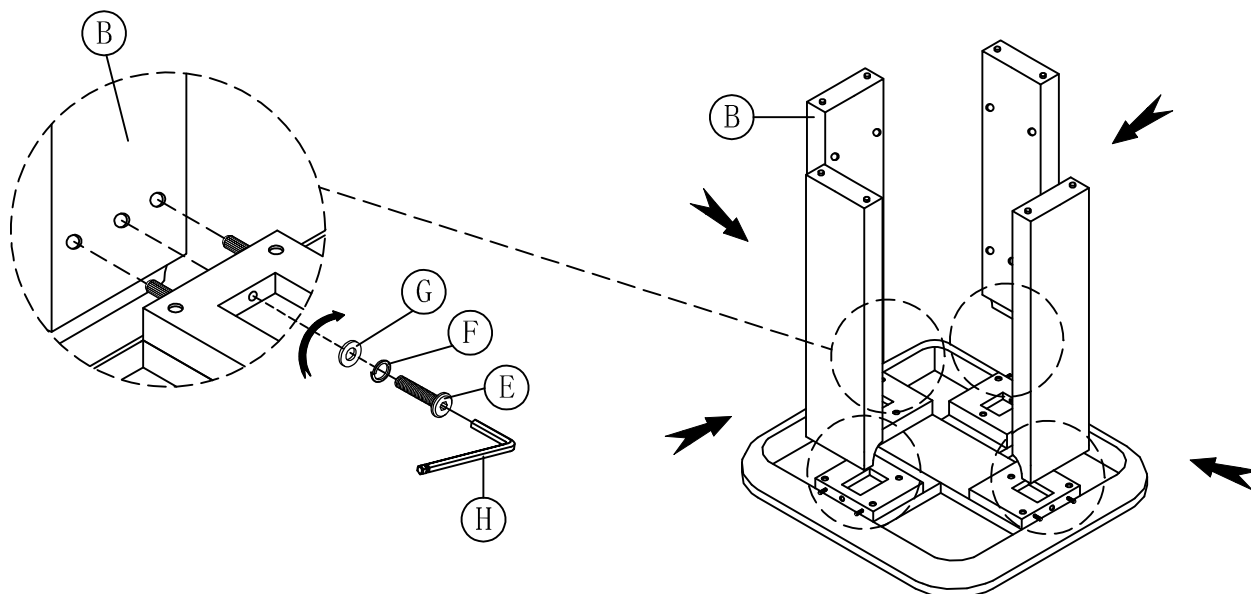
#### Components and Hardware List

Table Top		Leg		Wood Block		Bottom shelf	
							
(A)	1 pc.	(B)	4 pcs.	(C)	4 pcs.	(D)	1 pc.
Allen Head Bolt Ø5/16"-18 x 2-3/16"		Spring Washer Ø5/16" x Ø13		Flat Washer Ø5/16" x Ø19		Allen Key M4 x 2-1/2"	
							
(E)	24 pcs.	(F)	24 pcs.	(G)	24 pcs.	(H)	1 pc.
						Straight Allen Key M4 x 4"	
							
						(I)	1 pc.

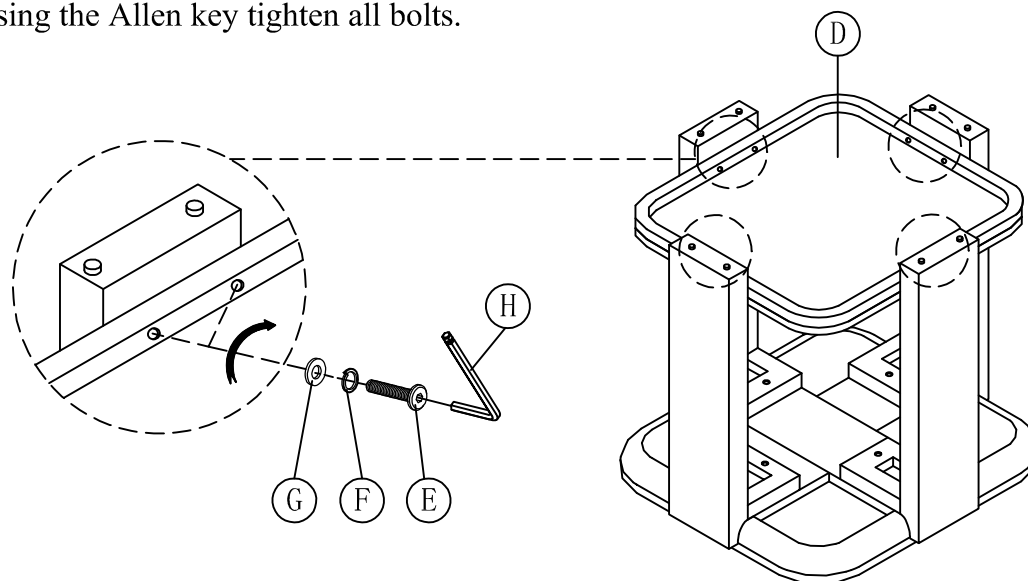
**STEP 1** Do not fully tighten all bolts.



**STEP 2** Do not fully tighten all bolts.



**STEP 3** Using the Allen key tighten all bolts.



Complete

