

# HydroTap Arc Plus CS Tap

Product Spec Sheet



## HydroTap Arc Plus Chilled/Sparkling (CS) Tap

Elevate your home hydration with the HydroTap Arc Plus CS Tap and enjoy instant access to filtered chilled and sparkling water from the tap.

The HydroTap Arc Plus is timeless and enduringly classic tap style. With its curved 'swan neck', it will complement any kitchen or wet bar design – from traditional to contemporary.

This tap style can be installed over the sink as a secondary tap or over our optional design range front/drip tray. The HydroTap Arc Plus tap is available in six different finishes from a classic chrome to a modern gunmetal.

## HydroTap Arc Plus CS Tap - Available Finishes



Chrome



Brushed  
Chrome



Matte  
Black



Brushed  
Gold



Brushed  
Nickel



Gunmetal

## Product Order Codes for HydroTap Arc Plus CS Taps

HydroTap Arc Plus CS Tap in Chrome	01046212
HydroTap Arc Plus CS Tap in Brushed Chrome	01046213
HydroTap Arc Plus CS Tap in Matte Black	01046214
HydroTap Arc Plus CS Tap in Brushed Gold	01046215
HydroTap Arc Plus CS Tap in Brushed Nickel	01046216
HydroTap Arc Plus CS Tap in Gunmetal	01046217

Please see individual product spec sheets for command center and accessory product specs and order codes.

# HydroTap Arc Plus CS Tap

## Product Spec Sheet



### Installation Requirements

The HydroTap is a pump-driven system so the installation of the Tap must be within 3' (0.9m) of the base command center. Installation on most countertops is straightforward however, some stone countertops may require a specialized cutting service.

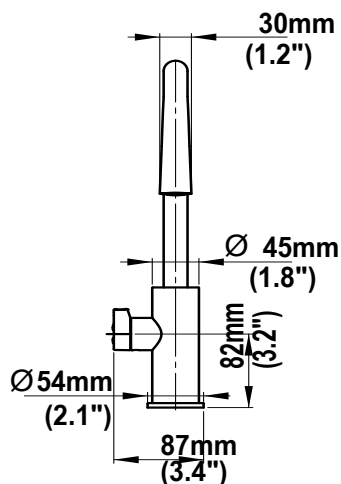
If using a drip tray (font) accessory, suitable drainage to a trapped waste is required within 3' (0.9m) of the installation. Sufficient space and clearance to install the HydroTap as detailed in the product installation guidelines is required.

Installation and connection of your HydroTap must be carried out by a qualified person, observing all local, state, & federal regulations.

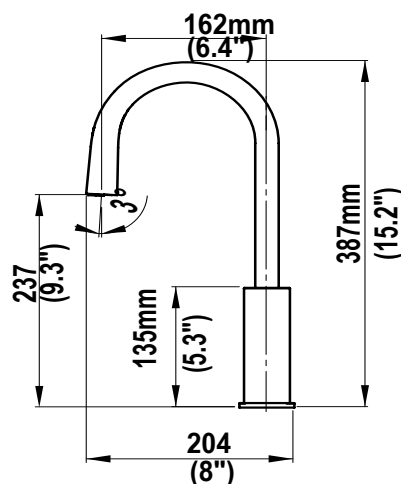
### HydroTap Arc Plus CS - Tap Specs

<b>Style:</b>	HydroTap Arc Plus Tap (CS)
<b>Hole Size:</b>	1 - 3/8" / 35mm
<b>Tap Height:</b>	15.2" / 387mm
<b>Handle Orientaton:</b>	Left side - fixed
<b>Installation:</b>	The tap is showcased at its finest when paired with the optional Design Range Drip Tray / Drain Font. It can be also be installed as an accessory tap over an existing sink.
<b>Flow Rate:</b>	Max 1.8 gpm / 6.81 lpm
<b>Sparkling Water Flow Rate</b>	0.4 gpm / 1.51 lpm
<b>Product Certifications:</b>	IAPMO - NSF/ANSI 372, 42, 53, CSA B438.1, ASSE 1023, ASSE 1087; cUL; CEC; AB-100

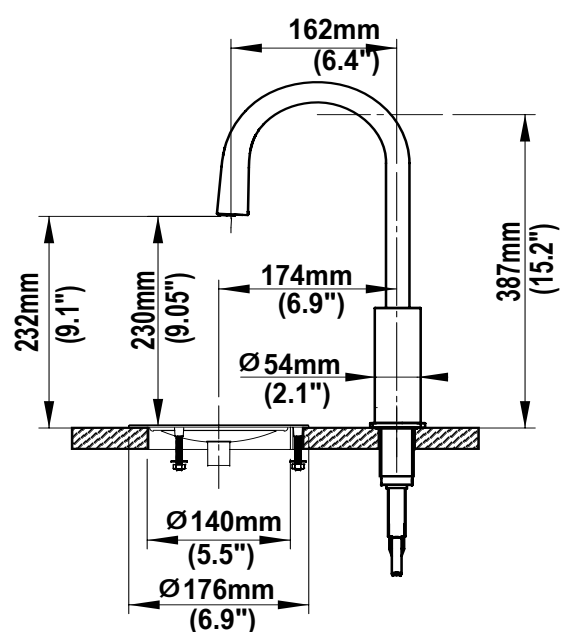
**Arc Plus - Front View**



**Arc Plus - Side View**



**Arc Plus on Optional Standalone Font**



Installation by Zip Professional Service is available in select metro areas and can be arranged with a phone call to 1-833-233-2358 or by emailing [wecare@na.zipwater.com](mailto:wecare@na.zipwater.com). Technical Installation assistance over phone or video call can be obtained by calling our customer care line at 1-833-233-2358, Monday through Friday 8am - 7pm Central Time.

# HydroTap 120V CS G5 Kitted Command Center

## Product Spec Sheet



### HydroTap 120V CS G5 Command Center Kitted with 1.5lb CO<sub>2</sub> and CO<sub>2</sub> Regulator

Product Order Code: 01048500

The HydroTap by Zip Water is sparkling water on-demand and it's water at its best. That's because the HydroTap 120V CS command center provides users instant access to filtered chilled still and chilled sparkling water.

This command center is kitted with our 1.5lb CO<sub>2</sub> (2 cylinders) + CO<sub>2</sub> regulator. This kit ideal for residential and small commercial applications and can be paired with any of our various tap styles.

### HydroTap 120V CS G5 Command Center - Product Specs

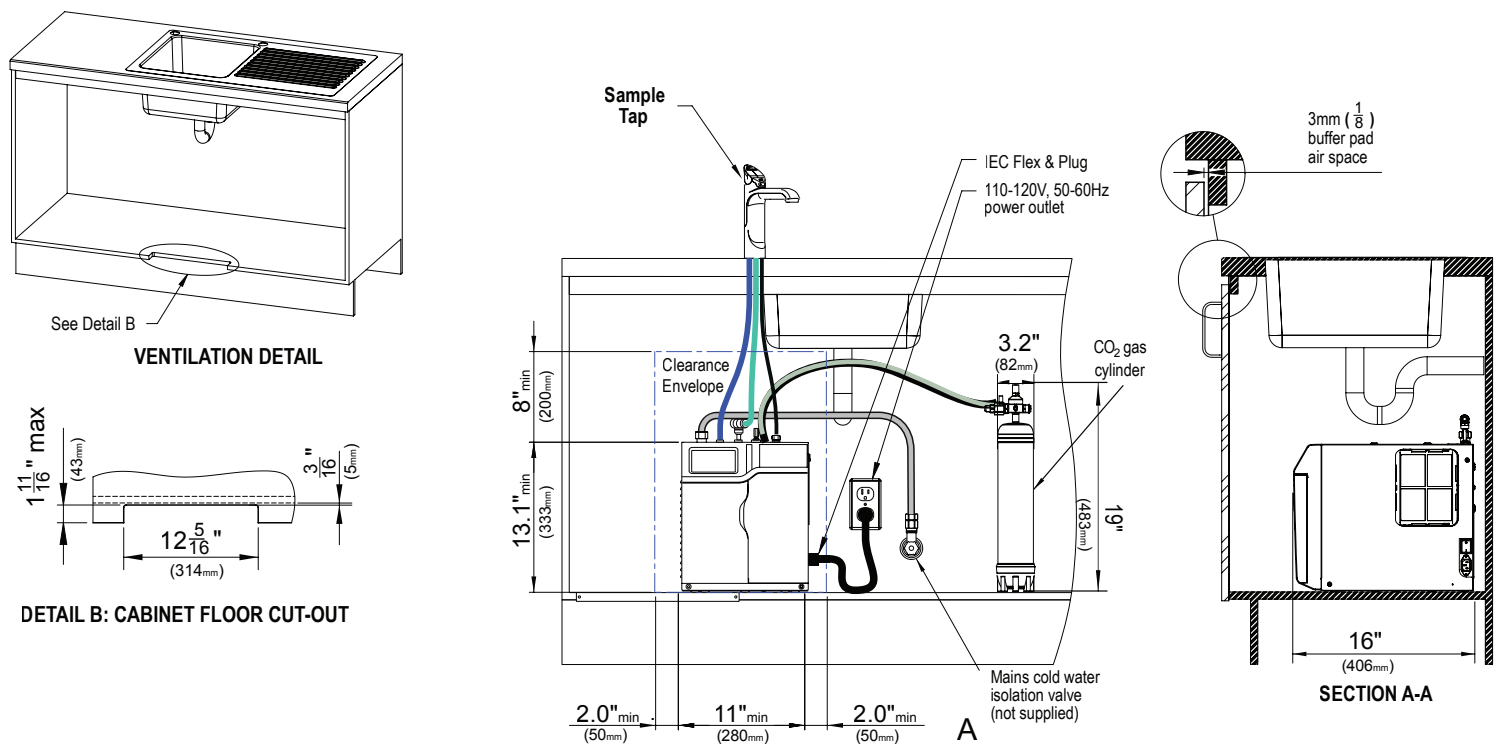
<b>Product Order Code</b>	01048500
<b>Water Pressure:</b>	Min 37psi – Max 100psi (2.60 - 7.03kg/cm <sup>2</sup> ) with a minimum flow rate of 1 gpm (3.79 lpm)
<b>Water Connection:</b>	½" BSP - isolation valve is required within 3' (0.9m) of the installation
<b>Integral Water Values:</b>	All HydroTap systems are fitted with a Dual Check Valve and a 50psi (3.52kg/cm <sup>2</sup> ) Pressure Limiting Valve
<b>Water Supply Requirements:</b>	Potable drinking water supply
<b>Optimal Total Dissolved Solids (TDS) Range:</b>	TDS Min 50ppm – Max 150ppm
<b>Integral Water Filter:</b>	0.2 micron, 1 size - replace every 1,100 gallons / 4,163 liters or 12 months
<b>Power Rating:</b>	110-120V, 50-60Hz, 15 amp power supply with a NEMA 5-15 outlet
<b>Dimensions (WxDxH):</b>	11" x 16" x 13.1" / 280mm x 406mm x 333mm
<b>Minimum Air Gap:</b>	Minimum of 2" / 50mm clearance on left and right side and 8" / 200mm above
<b>Minimum Cabinet Size:</b>	18" wide x 15" deep / 457.2mm wide x 381mm deep
<b>Maximum Hose Connection Length</b>	3' / 0.9m (tap to command center)
<b>Minimum Distance Needed for Installation</b>	15" / 381mm (interior wall to garbage disposal)
<b>Dry Weight:</b>	66lbs / 30kg
<b>Product Approvals:</b>	IAPMO - NSF/ANSI 372, 42, 53, CSA B483.1, ASSE 1087; cUL; CEC
<b>Warranty:</b>	2-year limited parts and labor warranty
<b>Included CO<sub>2</sub> Cylinder :</b>	Zip Water 1.5lb CO <sub>2</sub> with CGA-320 fitting and CO <sub>2</sub> regulator
<b>CO<sub>2</sub> Operating Pressure:</b>	Min 39psi - Max 44psi / Min 2.74 - Max 3.09kg/cm <sup>2</sup>

## Installation Requirements

Installation and connection of your HydroTap must be carried out by a qualified person, observing all local, state, & federal regulations. You will require suitable 110 -120V 50-60Hz, 15 amp power supply with a NEMA 5-15 electrical outlet within 5' 9" (1.75m) of the product.

The HydroTap is a pump-driven system so the installation of the Tap must be within 3' (0.9m) of the base command center. The HydroTap is an air-cooled system so discrete cabinetry cut-outs are required for ventilation. Installation on most countertops is straightforward however, some stone countertops may require a specialized cutting service.

If using a drip tray (font) accessory, suitable drainage to a trapped waste is required within 3' (0.9m) of the installation. If you live in an area with hard water (more than 150ppm), we recommend installation of a scale filtration kit or a water softener. Sufficient space and clearance to install the HydroTap as detailed in the product installation guidelines is required



Scan QR code to view  
installation guide.

Installation by Zip Professional Service is available in select metro areas and can be arranged with a phone call to 1-833-233-2358 or by emailing [wecare@na.zipwater.com](mailto:wecare@na.zipwater.com). Technical Installation assistance over phone or video call can be obtained by calling our customer care line at 833-233-2358, Monday through Friday 8am - 5pm Central Time.

# 1.5lb CO<sub>2</sub> Cylinder + Regulator

## Detailed Spec Sheet



### 1.5lb CO<sub>2</sub> Cylinder and CO<sub>2</sub> Regulator - Product Specs

<b>Product Description:</b>	2 x 1.5lb Beverage-Grade Carbon Dioxide Cylinder with Regulator
<b>CO<sub>2</sub> Capacity:</b>	Approximately 400 8oz cups (per canister)
<b>CO<sub>2</sub> Operating Pressure:</b>	Min 39psi - Max 43psi / Min 2.74 - Max 3.02kg/cm <sup>2</sup>
<b>CO<sub>2</sub> Height (without regulator):</b>	Approximately 12" / 305mm
<b>CO<sub>2</sub> Diameter:</b>	Approximately 3.2" / 81mm
<b>CO<sub>2</sub> Regulator Height:</b>	Approximately 6" / 152mm
<b>CO<sub>2</sub> Regulator Width:</b>	Approximately 7" / 178mm
<b>CO<sub>2</sub> Regulator Depth:</b>	Approximately 4.3" / 109mm
<b>Valve Type:</b>	CGA-320
<b>Max Height (with regulator)</b>	Approximately 19" / 482mm
<b>Max Width (with regulator):</b>	Approximately 6" / 152mm
<b>Storage Temperature:</b>	CO <sub>2</sub> should be stored out of direct sunlight. Max storage temperature is 120°F (48.8°C)

