



*ASSEMBLY INSTRUCTIONS*  
*COASTER FINE FURNITURE*



*Fine Furniture for every stage of life*

**509807**  
***STORAGE OTTOMAN***

REVISION 0: 11/29/2021

REVISION 1: 03/10/2022

REVISION 2: 03/18/2022

**PAGE 1 OF 3**

COASTERFURNITURE.COM

ITEM : **509807**



## ASSEMBLY INSTRUCTIONS

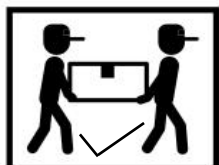
### ASSEMBLY TIPS:

- 1.Remove hardware from box and sort by size.
- 2.Please check to see that all hardware and parts are present prior to start of assembly.
- 3.Please follow attached instruction in the same sequence as numbered to assure fast & easy assembly.



### WARNING!

- 1.Don't attempt to repair or modify parts that are broken or defective. Please contact the store immediately.
- 2.This product is for home use only and not intended for commercial establishment.

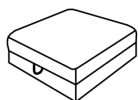


ASSEMBLY TIME

15 MINUTES

## PARTS IDENTIFICATION

A OTTOMAN  
FRAME



1PC

B LEG



4PCS

## HARDWARE IDENTIFICATION

1 SCREW



12PCS

2. ALLEN WRENCH

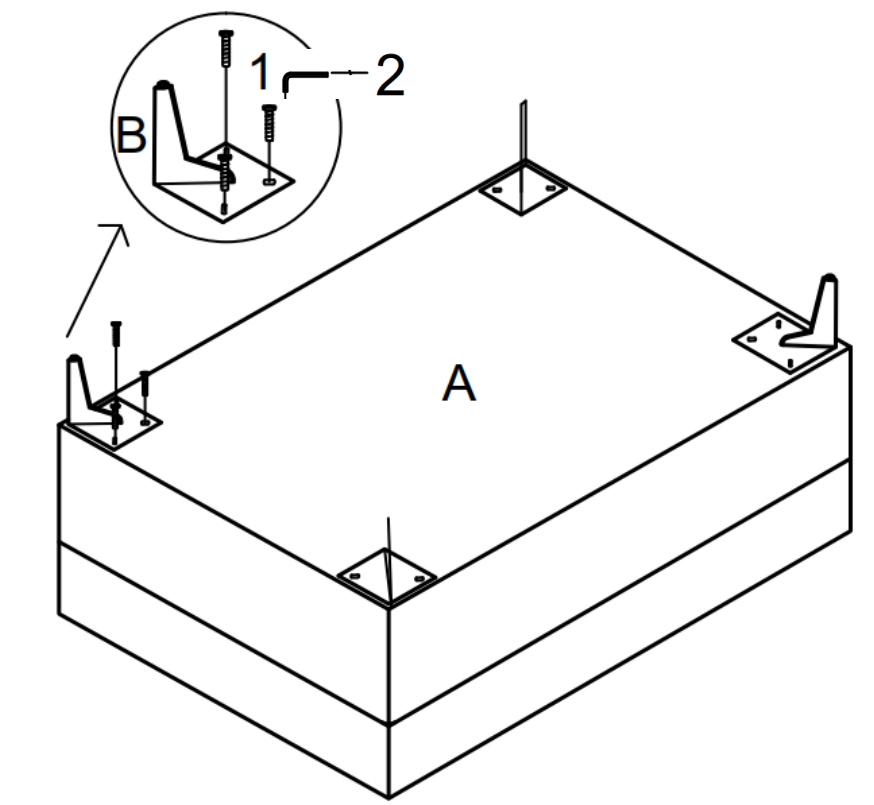


1PC

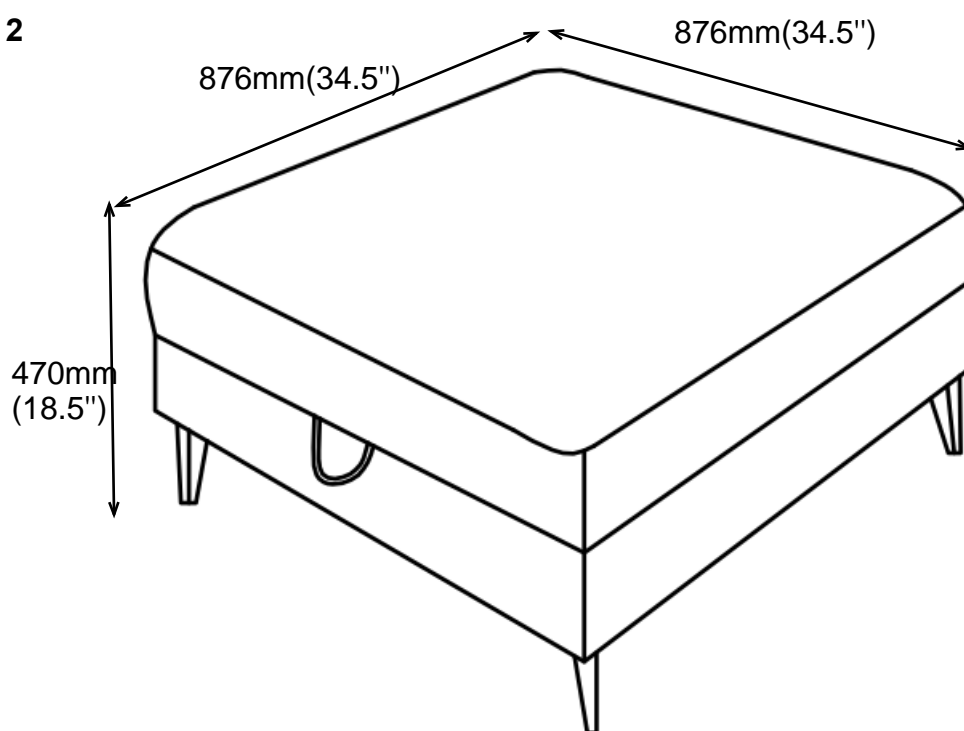
ITEM : **509807**

## ASSEMBLY INSTRUCTIONS

### STEP 1



### STEP 2



Note : Dimension tolerance  $\pm 5\%$

