










General Features


Model Number	MLE47C4AWW
UPC	687636007759
Colour	White
Capacity (cu.ft.)	6.7
Appliance Type	Dryer
Display	LED
Lid	No
Heater Type	Electric
Pulsator Type	No
Dynamic Vibration Control	✓
Reversible Door	✓
Stackable	No
No. of Cycles	12. Normal,Delicates,Casual,Sanitize,Heavy Duty,Towels,Airfluff,Quick Dry,20min,40min,60min,80min
Number of Options	6, Signal, Dry Temp., Sensor Dry, Wrinkle Care, Manual Dry, Dry level, Damp dry signal
Program selection	✓
Automatic Temperature Control	✓
Automatic Load Sensing	No
Number of Soil Levels	No
Dryness Level Selections	4 - Damp, Less, Normal, More
Number of Spin Speeds	1
Max. Spin Speed (RPM)	50
Temperature Selections	4 - High, Medium, Low, No heat
Number of Temperature Selections	4 - High, Medium, Low, No heat
Time Dry Selections	4 - 80, 60, 40, 20
Water Level Control	No
Water Level Selection	No
Inlet Water	No
Heater (W)	4800

Features

Sensor Dry	✓
My Cycle	No
Steam Wash	No
Internal Water Heater / Sanitize	No
Pure Steam	No
Exhaust Vent	Vent, rear side
End-of-Cycle Signal	✓
Cycle Status Lights	✓
Time-Remaining Display	No
Delay Start	✓

Child Lock/Verrou sécuritaire	
Pre-wash	No
Drum Light	No
Steam Function	No
Water Plus	No
Soak	No
Safe Shut Lid	
Lid Switch, Magnet	No
Lid Lock	
Error Alarm	
Auto Unbalancing Detection	No
Auto-power Off	
Memory Of Power Interrupt	
Lint Filter	
Lint Filter Indicator Light	
Noise Reduction	
Closed Rat-proof Base	No

Physical Features

Product Dimensions (mm) W*H*D	686×1062×762
Product Depth with Door Open (in / mm)	49.2/1250
Product Weight (lbs)	127.9
Volume Of Inner Tub	7
Diameter Of Inner Tub (in)	No
Inner Tub Material	Aluminium coated sheet
Interior Light(s)	No
Top Lid Material	No
Cabinet Material	Painted steel
Drum Material	Plastic
Drum light	No
Adjustable Leg	
Included Accessories	Manual
Optional Accessories	No
Control Panel Colour	White
Control Panel Screen	No
Pedestal	No

Performance and Certifications

Efficiency Certification	DOE
Certification, Safety	UL
Energy Consumption (kWh/yr)	641
Sound Level (dBA)	72
IMEF (cu. ft./kWh/cycle)	

	No
IWF (gallons/cycle/cu. ft.)	No

Electrical

Power Supply	Electric
Voltage (V)	120/240
Amperage (A)	24
Power Cord Included	

Warranty

Parts & Labor	2 Year Warranty (Parts and Labour)
---------------	------------------------------------